

Environmental Product Declaration



THE INTERNATIONAL EPD® SYSTEM



In accordance with ISO 14025:2006 and EN15804:2012+A2:2019/AC:2021 for:

Homogenous Acoustic Vinyl floorings from **TARKETT**

EPD of multiple products based on the worst-case product.



Programme:	The International EPD® System, www.environdec.com
Programme operator:	EPD International AB
EPD registration number:	EPD-IES-0016538
Version date:	2026-03-12
Validity date:	2029-12-19

An EPD may be updated or depublished if conditions change. To find the latest version of the EPD and to confirm its validity, see www.environdec.com.



General information

Programme information

Programme:	The International EPD® System
Address:	EPD International AB Box 210 60 SE-100 31 Stockholm Sweden
Website:	www.environdec.com
E-mail:	info@environdec.com

Accountabilities for PCR, LCA and independent, third-party verification

Product Category Rules (PCR)

CEN standard EN 15804 serves as the Core Product Category Rules (PCR)

Product category rules (PCR): PCR 2019:14 version 1.3.3 and c-PCR-004 Resilient textile and laminate floor coverings (EN 16810)

PCR review was conducted by: The Technical Committee of the International EPD System. See www.environdec.com for a list of members. Review chair: Claudia A. Peña, University of Concepción, Chile. The review panel may be contacted via the Secretariat www.environdec.com/contact.

Life Cycle Assessment (LCA)

LCA Accountability: Juliette Pouansi, Tarkett

Third-party verification

Independent third-party verification of the declaration and data, according to ISO 14025:2006:

EPD process certification EPD verification

Third party verifier: Anni Oviir, Rangi Maja OÜ.

Approved by: The International EPD® System

Procedure for follow-up of data during EPD validity involves third party verifier:

Yes No

Version	Date	Comment
1	19/12/2024	Creation of the document
2	07/11/2025	Editorial change : Addition of a commercial reference : iQ Motion Acoustic
3	12/03/2026	Editorial change : Addition of a commercial reference : Primo Acoustic

The EPD owner has the sole ownership, liability, and responsibility for the EPD.

EPDs within the same product category but registered in different EPD programmes, or not compliant with EN 15804, may not be comparable. For two EPDs to be comparable, they must be based on the same PCR (including the same version number) or be based on fully-aligned PCRs or versions of PCRs; cover products with identical functions, technical performances and use (e.g. identical declared/functional units); have equivalent system boundaries and descriptions of data; apply equivalent data quality requirements, methods of data collection, and allocation methods; apply identical cut-off rules and impact assessment methods (including the same version of characterisation factors); have equivalent content declarations; and be valid at the time of comparison. For further information about comparability, see EN 15804 and ISO 14025.

This is an EPD of multiple products.

Company information

Owner of the EPD: Tarkett

Contact : Myriam Tryjefaczka , myriam.tryjefaczka@tarkett.com Tarkett La Défense, 1 Terrasse Bellini 92400 Paris

Description of the organisation:

With an international coverage and a wide range of products, Tarkett has over 130 years of experience in providing integrated solutions for floorings to professionals and end users.

Many of the most important architectural firms in the world and building professionals have chosen Tarkett for the value of its products and for its consultation and service abilities. Therefore, Tarkett floorings and sport surfaces are present in several prestigious architectural reference points. Tarkett offers integrated solutions for floorings, able to meet the needs of customers. Our wide range of designs, colours and models provides an infinite series of possibilities, contributing to create a positive environment and a better quality of life for people.

Tarkett operates with the utmost respect for the environment towards the realization of eco-friendly products.

Tarkett's commitment to the environment is woven throughout its business. Cradle-to-Cradle principles are, in fact, the basis of the design and production of every solution. Particularly, the lifecycle analysis is used to continuously improve the production process, and so the products until their use stage, disposal, and recycling. The commitment to the environment is also proven by the accession to the Circular Economy 100 program, where Tarkett group, with a network of companies, is working to develop a circular economy model based on the reuse of materials and preservation of natural resources. The development of products that can be reused within internal production cycles, or external ones in case of other individuals, has been an integral part of the business strategy aimed at sustainability for many years. The WCM (World Class Manufacturing) management system has been developed in 2009, and it includes the environmental pillar aimed to the elimination of losses and to the growth of process efficiency.

Product-related or management system-related certifications: ISO 9001, ISO 14001, ISO 50001, WCM manufacturing site.

Name and location of production site(s): Ronneby, Sweden and Narni, Italy.

Product information

Product name: iQ Granit Acoustic, iQ Eminent Acoustic, iQ Megalit Acoustic, iQ Surface Acoustic, iQ Optima Acoustic, iQ Natural Acoustic, iQ Motion Acoustic, Primo Acoustic

Declared Product: Worst case scenario based on the results of iQ Optima Acoustic.

Product identification: Homogeneous poly (vinyl chloride) wall coverings (EN ISO 10581).

Product description: Homogenous Acoustic products are homogeneous vinyl floorings with a PVC foam backing. HO Acoustic increases underfoot comfort, greatly reduces sound transmission and offers the

same durability as the compact version. They are tough and ultra-durable solutions for heavy and very heavy traffic areas, especially recommended for applications in healthcare and education for their cost-effective and ease of cleaning. The service lifetime recommended by Tarkett is 30 years.



Figure 1 – iQ Megalit Acoustic flooring illustration




Figure 2 – iQ Eminent Acoustic flooring illustration



Figure 3 – iQ Granit Acoustic flooring illustration



Figure 4 – iQ Optima Acoustic flooring illustration.



Figure 5 – iQ Surface Acoustic flooring illustration




Figure 6 – iQ Natural Acoustic flooring illustration




Figure 7 – iQ Motion Acoustic flooring illustration



Figure 8 – Primo Acoustic flooring illustration

Geography: European technology and process coverage.

UN CPC code: APE/NAF - 2223Z

LCA information

Functional unit / declared unit: 1m² of floor covering with a reference service life (RSL) of 1 year for specified characteristics application and use areas according to ISO 11638 and EN ISO 10874.

Reference service life: 1 year.

Time representativeness: 2023.

Database(s) and LCA software used: Ecoinvent 3.9.1, SimaPro 9.6

Description of system boundaries: Cradle to gate with modules C1-C4, module D and optional modules.

Cut-off criteria : The cut-off criteria used for this study follow the guidelines set out in the PCR which conform to the EN 15804-A2, as following:

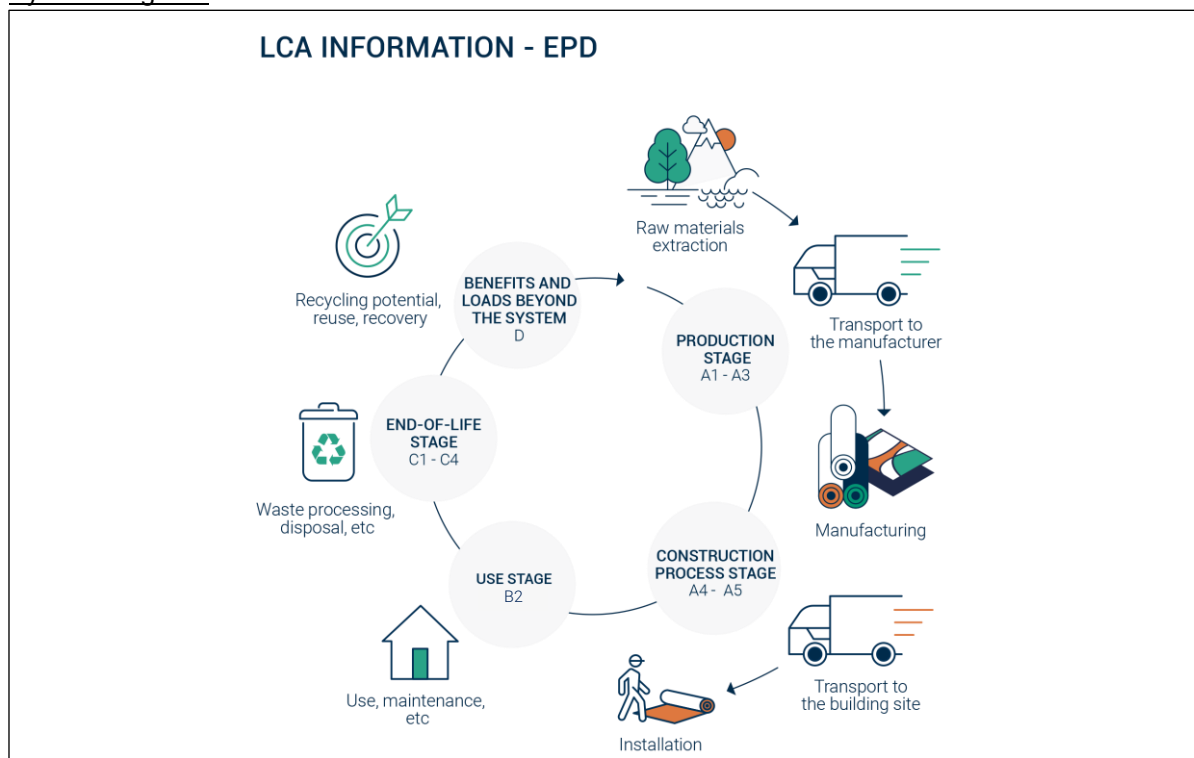
- All inputs and outputs to a (unit) process are included in the calculation where the data is available.
- A maximum of 1% of the total mass per unit process may be omitted.
- A maximum of 1% of the total renewable and non-renewable energy for a unit process may be omitted.
- A maximum of 5% of the total energy usage and mass per module may be omitted.

All input and output flows have been considered, including raw materials as per the product composition provided by the manufacturer and packaging of raw materials as well as the final product. Energy and water consumptions have also been considered at 100% according to the data provided.

Mass balance approaches (MBAs), to claim, for example, biobased, renewable, and/or recycled product content, are not applied.

EN 15804 reference package” based on EF 3.1 has been used.

System diagram:



More information: The product is classified in accordance with EN ISO 10874, EN 685, EN ISO 10581 and in reference to the FCSS (Floor Covering Standard Symbols) to be installed in various areas of application, such as: healthcare, education, commercial, education. The area of use according to the ISO 10874 is very heavy (34) for commercial classification and general (42) for industrial classification.

Modules declared, geographical scope, share of specific data (in GWP-GHG indicator) and data variation:

	Product stage			Construction process stage		Use stage							End of life stage				Resource recovery stage
	Raw material supply	Transport	Manufacturing	Transport	Construction installation	Use	Maintenance	Repair	Replacement	Refurbishment	Operational energy use	Operational water use	De-construction demolition	Transport	Waste processing	Disposal	Reuse-Recovery-Recycling-potential
Module	A1	A2	A3	A4	A5	B1	B2	B3	B4	B5	B6	B7	C1	C2	C3	C4	D
Modules declared	X	X	X	X	X	MND	X	MND	MND	MND	MND	MND	X	X	X	X	X
Geography	EU	EU	EU	EU	EU	-	EU	-	-	-	-	-	EU	EU	EU	EU	EU
Specific data used	60%			100%	100%	-	-	-	-	-	-	-	-	-	-	-	-
Variation – products	16% to 34%																
Variation – sites	0%			European average for Tarkett		-	-	-	-	-	-	-	-	-	-	-	-

Content information

According to PCR 2019:14 v1.3.3 , several sets of results, reflecting different products, are not allowed to be declared in the same EPD. However, similar products from a single or several manufacturing sites covered by the same PCR and manufactured by the same company with the same major steps in the core processes may be grouped and thereby included in the same EPD if for each indicator, we declare the worst-case result of the included products, for the included modules from A to C, per declared environmental performance indicator (i.e., the results of a “worst-case product”, which may be the results of one or several of the included products).

The results of a worst-case product will be declared in this EPD.

The variation in GWP-GHG results for modules A1-C between included products and the declared product goes from 16% to 34%.

The components for iQ Optima Acoustic are detailed here:

iQ Optima Acoustic				
Product components	Weight, kg/m ²	Post-consumer material, weight-%	Biogenic material, weight-% and kg C/kg	
PVC Suspension	1.43E+00	0%	0%	
Plasticizers	4.30E-01	0%	0%	
Epoxidised soya bean oil	1.10E-01	0%	83%	0.079
Mineral fillers	6.56E-01	0%	0%	
Stabilizer CaZn	2.50E-02	0%	0%	
Pigments	1.00E-03	0%	0%	
Surface Treatment	2.50E-02	0%	0%	
Titanium Dioxide	2.90E-02	0%	0%	
Hot melt glue	1.00E-01	0%	0%	
Foam Backing	4.00E-01	0%	0%	
TOTAL	3.20E+00	0%	2.85%	0.079
Packaging materials	Weight, kg/m ²	Weight-% (versus the product)	Weight biogenic carbon, kg C/kg	
Product Packaging Cardboard	4.02E-02	1.26%	0.012	
Product Packaging HDPE (Foil)	1.52E-02	0.48%	-	
Product Packaging LDPE (End caps)	5.20E-03	0.16%	-	
TOTAL	6.06E-02	1.74%	0.012	

Product manufacturing

Production process

The production of the homogeneous resilient flooring is divided into the following stages:

- Extrusion: Raw materials is blended and extruded to obtain a malleable material.
- Calendaring: Rolls are then calendered to get the desired shape.
- Pressing: Rolls are cut at the desired characteristics.
- Packaging: The final product is placed into cardboard cases with discs and plastic hangers positioned at the ends. The cardboard cases are then wrapped in plastic film.

iQ Natural Acoustic and iQ Granit Acoustic are produced completely in Ronneby. For the rest of the Products, the wear layers or semi-finished products are produced in Ronneby (Sweden) then sent to Narni (Italy) where the final product is assembled. The final product is then sent back to Ronneby for distribution.

Production waste

Waste type	Amount	Unit
Non-hazardous waste to external recycling	5.33E-02	kg/m ²
Hazardous waste to external recycling	2.31E-03	kg/m ²
Hazardous wastewater to external treatment	2.04E-03	kg/m ²
Non-Hazardous wastewater to external treatment	7.37E-03	kg/m ²
Non-Hazardous waste to landfill	1.26E-05	kg/m ²
Hazardous waste to incineration with energy recovery	8.84E-05	kg/m ²
Non-Hazardous waste to incineration with energy recovery	1.79E-01	kg/m ²
Internal recycling – Post manufacturing - Own production	9.36E-01	kg/m ²

NB: Post manufacturing recycling concerns the recycling of the losses inside the plant production. Therefore, there is no end-of-life impact on losses (except the recycling preparation). Post manufacturing recycled content is 25%.

Electricity GWP-GHG

Plant	Ecoinvent Module	Quantity	KgCO2eq/kWh
Ronneby	Electricity, medium voltage {SE} electricity, medium voltage, residual mix Cut-off, U	100%	1.93E-02
Narni	Electricity, low voltage {IT} electricity production, photovoltaic, 3kWp slanted-roof installation, multi-Si, panel, mounted Cut-off, U	72%	1.45E-02
	Electricity, high voltage {IT} electricity production, deep geothermal Cut-off, U	28%	5.44E-03

Health, safety, and environmental aspects during production

Homogenous Acoustic production site complies with the ISO 14001 Environmental Management System and the ISO 9001 Quality Management System.

Delivery and installation

Delivery

The average distribution distance between the factory and the installation site are shown in the table below in km. It has been calculated considering the average distance between European countries where Tarkett is selling the homogenous Range acoustic products and the factory plants (Narni to Ronneby to Client). The distribution is made by truck.

Description	Amount	Unit
iQ Optima Acoustic	4.57E+03	km

Installation

The different parts of the flooring are cut to fit the surface to be covered and they are arranged together so that they can fit perfectly between them on the floor. The different parts of the flooring are glued on the subfloor then they are welded together.

Description	Amount	Unit
Electricity consumption	4.00E-02	kWh/m ²
Acrylic adhesive	3.00E-01	kg/m ²

Waste

During the installation approximately 10% of the flooring is lost as off-cuts. All flooring losses are sent to recycling. Thanks to the ReStart program, Tarkett offers to all its customer flooring installers a free take-back system for installation off-cuts including equipment, logistics and recycling. This analysis therefore considers a recycling scenario of the offcut.

Packaging

50 % of the packaging materials goes to incineration and 50 % goes to landfill.

Use Stage

Reference Service Life (RSL)

For this product, the stated RSL is 1 year. It should be noted, however, that the service life of a Homogenous polyvinylchloride floor covering may vary depending on the amount and nature of floor traffic and the type and frequency of maintenance. The manufacturer has provided this service life on the basis of his experience of flooring manufacture and supply. This RSL is applicable as long as the product use complies with that defined by ISO 14041 and ISO10874 in accordance with the product's classification. **The service lifetime recommended by Tarkett is 30 years.**

Cleaning and maintenance

Cleaning regime is based on traditional cleaning protocol integrating manual and mechanical operations. Depending on premises considered, these consumptions may vary. The considered regime fits high traffic areas. The maintenance scenario is :

- **Common maintenance: 4 times a week**
- **Periodic maintenance: twice a year**

Description	Amount	Unit
Electricity consumption	6.19E-02	KWh/year/m ²
Water consumption	4.77E+00	L/year/m ²
Detergent consumption	5.26E-02	L/year/m ²

Prevention of structural damage

To avoid excessive wear, usage should be restricted to the stated areas of application as outlined by the norm ISO 10874.

End of Life

3 distinct End-of-Life scenarios have been modeled for Homogenous Range Acoustic products. Tarkett recommend using the ReStart program at End-of-Use to recycle the product. However, to showcase the value of Tarkett's recycling activities, environmental impacts of two alternative scenarios have been calculated.

Recycling /R

100% of the homogenous Range Acoustic products can be recycled at its end of use stage, thanks to the ReStart® program, enabling Tarkett to collect installation losses and post-use flooring from construction sites to recycle it and/or re-use it as high-quality raw material back in Tarkett plants. Tarkett has developed a new technology that cleans, shreds, and recycles previously unusable post-consumer vinyl. Thus, the products are recycled back at the Ronneby plant and the transport between construction site and recycling facility is the same as 2518km for iQ Optima Acoustic. Environmental impacts of recycling are presented in module **C/R**.

Incineration with energy recovery /I

Incineration with energy recovery is a rising waste management method in many of the countries in which the products are sold. While Tarkett wishes to recycle 100% of the products sold, incineration with energy recovery is an alternative option if recycling is impossible. Environmental impacts of incineration with energy recovery are presented as additional information in module C/I. The net energy efficiency is 44,6%: 11,3% is electricity and 33,3% is steam; because this value is less than 60%, the impacts will be modelled in C4.

Landfilling /L

Landfilling waste is still a prominent waste management scenario. This option is however not recommended by Tarkett. Environmental impacts of landfilling are presented as additional information in module C/L.

Benefits and loads beyond system boundary.

Recycling /R

The benefit is due to the recycling post-use flooring that allows avoiding the emissions of virgin materials. homogenous Range Acoustic products can be 100% recycled at post-installation and post-consumer stage. Post-consumer recycling process currently has an efficiency of 90%. Benefits from avoided raw material production and avoided transport are calculated in module **D/R**.

Landfilling /L

Benefits accounted in this scenario exclusively come from installation offcuts recycling and are presented as additional information in module D/L.

Incineration with energy recovery /I

Benefits from installation offcuts recycling and incineration energy recovery are calculated as additional information in module D/I.

Results

The estimated impact results are only relative statements, which do not indicate the endpoints of the impact categories, exceeding threshold values, safety margins and/or risks.

Disclaimer: The results of modules A1-A3 should not be used without considering the results of module C.

Environmental Information

Potential environmental impact

Results per functional or declared unit in case of Recycling - iQ Optima Acoustic																
Indicator	Unit	A1-A3	A4	A5	B1	B2	B3	B4	B5	B6	B7	C1/1	C2/1	C3/1	C4/1	D/1
GWP-total	kg CO ₂ eq.	6.65E+00	2.80E+00	1.54E+00	MND	8.38E-02	MND	MND	MND	MND	MND	0.00E+00	1.66E+00	3.51E-01	7.04E-01	-5.36E+00
GWP-fossil	kg CO ₂ eq.	6.84E+00	2.79E+00	1.49E+00	MND	7.89E-02	MND	MND	MND	MND	MND	0.00E+00	1.66E+00	7.49E-02	7.04E-01	-5.81E+00
GWP- biogenic	kg CO ₂ eq.	-3.07E-01	8.92E-04	4.32E-02	MND	6.07E-04	MND	MND	MND	MND	MND	0.00E+00	5.28E-04	2.53E-01	2.09E-05	5.51E-01
GWP- Luluc	kg CO ₂ eq.	1.24E-01	1.37E-03	1.30E-02	MND	4.32E-03	MND	MND	MND	MND	MND	0.00E+00	8.12E-04	2.38E-02	1.49E-05	-1.10E-01
ODP	kg CFC 11 eq.	1.33E-06	6.09E-08	1.47E-07	MND	2.58E-09	MND	MND	MND	MND	MND	0.00E+00	3.61E-08	1.11E-08	4.14E-09	-1.31E-06
AP	mol H ⁺ eq.	4.17E-02	9.01E-03	7.30E-03	MND	4.98E-04	MND	MND	MND	MND	MND	0.00E+00	5.41E-03	6.32E-04	1.77E-04	-3.80E-02
EP-freshwater	kg P eq	1.40E-03	1.96E-04	3.04E-04	MND	4.23E-05	MND	MND	MND	MND	MND	0.00E+00	1.16E-04	4.05E-05	3.95E-06	-1.34E-03
EP-freshwater	kg PO ₄ eq	4.30E-03	6.03E-04	9.34E-04	MND	1.30E-04	MND	MND	MND	MND	MND	0.00E+00	3.56E-04	1.24E-04	1.21E-05	-4.11E-03
EP-marine	kg N eq.	1.10E-02	3.07E-03	1.90E-03	MND	2.33E-04	MND	MND	MND	MND	MND	0.00E+00	1.86E-03	2.75E-04	9.13E-05	-9.55E-03
EP-terrestrial	mol N eq.	5.20E-02	3.25E-02	1.31E-02	MND	1.13E-03	MND	MND	MND	MND	MND	0.00E+00	1.97E-02	1.68E-03	8.16E-04	-3.71E-02
POCP	kg NMVOC eq.	2.92E-02	1.35E-02	6.33E-03	MND	3.01E-04	MND	MND	MND	MND	MND	0.00E+00	8.08E-03	2.72E-04	2.13E-04	-2.37E-02
ADP-minerals&metals*	kg Sb eq.	8.09E-05	9.24E-06	1.31E-05	MND	6.48E-07	MND	MND	MND	MND	MND	0.00E+00	5.46E-06	8.19E-07	1.48E-07	-7.44E-05
ADP-fossil*	MJ	1.86E+02	3.97E+01	3.33E+01	MND	1.65E+00	MND	MND	MND	MND	MND	0.00E+00	2.35E+01	1.29E+01	1.35E-01	-1.52E+02
WDP	m ³	4.21E+00	1.64E-01	8.16E-01	MND	1.66E-02	MND	MND	MND	MND	MND	0.00E+00	9.72E-02	1.21E-01	7.62E-03	-3.79E+00
Acronyms	GWP-fossil = Global Warming Potential fossil fuels; GWP-biogenic = Global Warming Potential biogenic; GWP-luluc = Global Warming Potential land use and land use change; ODP = Depletion potential of the stratospheric ozone layer; AP = Acidification potential, Accumulated Exceedance; EP-freshwater = Eutrophication potential, fraction of nutrients reaching freshwater end compartment; EP-marine = Eutrophication potential, fraction of nutrients reaching marine end compartment; EP-terrestrial = Eutrophication potential, Accumulated Exceedance; POCP = Formation potential of tropospheric ozone; ADP-minerals&metals = Abiotic depletion potential for non-fossil resources; ADP-fossil = Abiotic depletion for fossil resources potential; WDP = Water (user) deprivation potential, deprivation-weighted water consumption															

**Disclaimer : The results of this environmental impact indicator shall be used with care as the uncertainties of these results are high or as there is limited experience with the indicator.

Environmental Information

Potential Environmental impact

Results per functional or declared unit in case of Recycling - iQ Optima Acoustic																
Indicator	Unit	A1-A3	A4	A5	B1	B2	B3	B4	B5	B6	B7	C1/1	C2/1	C3/1	C4/1	D/1
PERE	MJ	2.93E+01	6.17E-01	3.54E+00	MND	4.43E-01	MND	MND	MND	MND	MND	0.00E+00	3.65E-01	2.89E+00	1.32E-02	-1.86E+01
PERM	MJ	4.24E+00	0.00E+00	4.24E-01	MND	7.90E-02	MND	MND	MND	MND	MND	0.00E+00	0.00E+00	-4.24E+00	0.00E+00	-3.65E+00
PERT	MJ	3.07E+01	6.17E-01	3.68E+00	MND	5.22E-01	MND	MND	MND	MND	MND	0.00E+00	3.65E-01	-1.35E+00	1.32E-02	-1.94E+01
PENRE	MJ	1.13E+02	3.97E+01	2.60E+01	MND	1.65E+00	MND	MND	MND	MND	MND	0.00E+00	2.35E+01	1.29E+01	1.35E-01	-7.83E+01
PENRM	MJ	8.28E+01	0.00E+00	8.28E+00	MND	4.44E-01	MND	MND	MND	MND	MND	0.00E+00	0.00E+00	-8.28E+01	0.00E+00	-8.19E+01
PENRT	MJ	1.16E+02	3.97E+01	2.63E+01	MND	2.10E+00	MND	MND	MND	MND	MND	0.00E+00	2.35E+01	-6.99E+01	1.35E-01	-8.13E+01
SM	kg	2.03E-02	0.00E+00	2.03E-03	MND	0.00E+00	MND	MND	MND	MND	MND	0.00E+00	0.00E+00	0.00E+00	0.00E+00	2.86E+00
RSF	MJ	0.00E+00	0.00E+00	0.00E+00	MND	0.00E+00	MND	MND	MND	MND	MND	0.00E+00	0.00E+00	0.00E+00	0.00E+00	0.00E+00
NRSF	MJ	0.00E+00	0.00E+00	0.00E+00	MND	0.00E+00	MND	MND	MND	MND	MND	0.00E+00	0.00E+00	0.00E+00	0.00E+00	0.00E+00
FW	m ³	1.28E-01	5.66E-03	1.81E-02	MND	-1.51E-03	MND	MND	MND	MND	MND	0.00E+00	3.35E-03	1.37E-02	3.25E-04	-1.05E-01
Acronyms	PERE = Use of renewable primary energy excluding renewable primary energy resources used as raw materials; PERM = Use of renewable primary energy resources used as raw materials; PERT = Total use of renewable primary energy resources; PENRE = Use of non-renewable primary energy excluding non-renewable primary energy resources used as raw materials; PENRM = Use of non-renewable primary energy resources used as raw materials; PENRT = Total use of non-renewable primary energy re-sources; SM = Use of secondary material; RSF = Use of renewable secondary fuels; NRSF = Use of non-renewable secondary fuels; FW = Use of net fresh water															

Waste production and output flows

Waste production

Results per functional or declared unit in case of Recycling - iQ Optima Acoustic																
Indicator	Unit	A1-A3	A4	A5	B1	B2	B3	B4	B5	B6	B7	C1/1	C2/1	C3/1	C4/1	D/1
Hazardous waste disposed	kg	2.66E-01	3.79E-02	4.57E-02	MND	3.30E-03	MND	MND	MND	MND	MND	0.00E+00	2.24E-02	7.25E-03	1.00E-02	-1.87E-01
Non-hazardous waste disposed	kg	3.11E+00	2.26E+00	8.45E-01	MND	3.72E-02	MND	MND	MND	MND	MND	0.00E+00	1.34E+00	5.21E-02	7.90E-03	-2.10E+00
Radioactive waste disposed	kg	4.47E-04	1.29E-05	5.97E-05	MND	4.94E-06	MND	MND	MND	MND	MND	0.00E+00	7.64E-06	1.58E-04	2.68E-07	-1.01E-04

Output flows

Results per functional or declared unit in case of Recycling - iQ Optima Acoustic																
Indicator	Unit	A1-A3	A4	A5	B1	B2	B3	B4	B5	B6	B7	C1/1	C2/1	C3/1	C4/1	D/1
Components for re-use	kg	0.00E+00	0.00E+00	0.00E+00	MND	0.00E+00	MND	MND	MND	MND	MND	0.00E+00	0.00E+00	0.00E+00	0.00E+00	0.00E+00
Material for recycling	kg	1.01E+00	0.00E+00	4.21E-01	MND	0.00E+00	MND	MND	MND	MND	MND	0.00E+00	0.00E+00	2.88E+00	0.00E+00	0.00E+00
Materials for energy recovery	kg	0.00E+00	0.00E+00	0.00E+00	MND	0.00E+00	MND	MND	MND	MND	MND	0.00E+00	0.00E+00	0.00E+00	0.00E+00	0.00E+00
Exported energy	MJ	0.00E+00	0.00E+00	0.00E+00	MND	0.00E+00	MND	MND	MND	MND	MND	0.00E+00	0.00E+00	0.00E+00	0.00E+00	0.00E+00

Additional indicator

Results per functional or declared unit in case of Recycling - iQ Optima Acoustic																
Indicator	Unit	A1-A3	A4	A5	B1	B2	B3	B4	B5	B6	B7	C1/1	C2/1	C3/1	C4/1	D/1
GWP-fossil	kg CO ₂ eq.	6.96E+00	2.80E+00	1.50E+00	MND	8.32E-02	MND	MND	MND	MND	MND	0.00E+00	1.66E+00	9.88E-02	7.04E-01	-5.92E+00

¹ GWP-GHG is the sum of GWP-Fossil and GWP-LULUC indicator

Variability of LCA results

The declared environmental impacts are the impacts of the worst-case product. The data was collected for the two sites of production. The variability of the results was calculated by doing a sensitivity analysis as recommended by the EN15804+A2/CN.

Variation of environmental impacts for all indicators greater than 10% for A1-C modules

Impact Category	min	max
Climate change - total	16%	34%
Climate change - fossil	16%	34%
Climate change - biogenic	-1078%	-5%
Climate change - land use and change	-23%	0%
Ozone depletion	-251%	15%
Acidification	-1%	21%
Eutrophication, freshwater	8%	16%
Eutrophication, marine	13%	29%
Eutrophication, terrestrial	-14%	44%
Photochemical ozone formation	18%	38%
Resource use, minerals and metals	2%	17%
Resource use, fossils	12%	25%
Water use	-19%	6%
Renewable primary energy excl. RM	2%	44%
Renewable primary energy used as RM	-25%	8%
Total renewable primary energy	1%	50%
Nonrenewable primary energy excl. RM	12%	29%
Nonrenewable primary energy used as RM	-31%	13%
Total nonrenewable primary energy	13%	60%
Use of secondary material	0%	0%
Net use of fresh water	3%	6%
Hazardous waste disposed	7%	24%
Nonhazardous waste disposed	20%	52%
Radioactive waste disposed	-6%	3%
Materials for recycling	-19%	-1%

Additional information – Potential impacts and flows in case of incineration.

Results per functional or declared unit in case of incineration – iQ Optima Acoustic						
Indicator	Unit	C1/I	C2/I	C3/I	C4/I	D/I
GWP-total	kg CO ₂ eq.	0.00E+00	1.98E-02	0.00E+00	8.38E+00	-3.42E+00
GWP-Fossil	kg CO ₂ eq.	0.00E+00	1.98E-02	0.00E+00	8.09E+00	-3.71E+00
GWP- biogenic	kg CO ₂ eq.	0.00E+00	6.29E-06	0.00E+00	2.81E-01	2.98E-01
GWP- Luluc	kg CO ₂ eq.	0.00E+00	9.67E-06	0.00E+00	3.82E-03	-1.32E-02
ODP	kg CFC 11 eq.	0.00E+00	4.30E-10	0.00E+00	1.10E-06	-2.66E-07
AP	mol H ⁺ eq.	0.00E+00	6.45E-05	0.00E+00	1.24E-02	-1.47E-02
EP-freshwater	kg P eq.	0.00E+00	1.38E-06	0.00E+00	9.06E-04	-1.19E-03
EP-freshwater	kg PO ₄ ³⁻ eq.	0.00E+00	9.68E-08	0.00E+00	6.34E-05	-8.30E-05
EP-marine	kg N eq.	0.00E+00	2.22E-05	0.00E+00	2.91E-03	-2.78E-03
EP-terrestrial	mol N eq.	0.00E+00	2.34E-04	0.00E+00	2.98E-02	-2.18E-02
POCP	kg NMVOC eq.	0.00E+00	9.63E-05	0.00E+00	8.86E-03	-9.62E-03
ADP-minerals&metals*	kg Sb eq.	0.00E+00	6.51E-08	0.00E+00	3.76E-05	-1.07E-05
ADP-Fossil*	MJ	0.00E+00	2.80E-01	0.00E+00	2.63E+01	-6.37E+01
WDP	m ³	0.00E+00	1.16E-03	0.00E+00	1.83E+00	-6.24E-01
Results per functional or declared unit in case of incineration – iQ Optima Acoustic						
Indicator	Unit	C1/I	C2/I	C3/I	C4/I	D/I
PERE	MJ	0.00E+00	4.35E-03	0.00E+00	3.21E+00	-5.65E+00
PERM	MJ	0.00E+00	0.00E+00	0.00E+00	-4.24E+00	-3.65E-01
PERT	MJ	0.00E+00	4.35E-03	0.00E+00	-1.03E+00	-5.73E+00
PENRE	MJ	0.00E+00	2.80E-01	0.00E+00	2.63E+01	-5.63E+01
PENRM	MJ.	0.00E+00	0.00E+00	0.00E+00	-8.28E+01	-8.19E+00
PENRT	MJ	0.00E+00	2.80E-01	0.00E+00	-5.65E+01	-5.66E+01
SM	kg	0.00E+00	0.00E+00	0.00E+00	0.00E+00	2.86E-01
RSF	MJ	0.00E+00	0.00E+00	0.00E+00	0.00E+00	0.00E+00
NRSF	MJ	0.00E+00	0.00E+00	0.00E+00	0.00E+00	0.00E+00
FW	m ³	0.00E+00	3.99E-05	0.00E+00	4.91E-02	-2.74E-02
Results per functional or declared unit in case of incineration – iQ Optima Acoustic						
Indicator	Unit	C1/I	C2/I	C3/I	C4/I	D/I
Hazardous waste disposed	kg	0.00E+00	2.67E-04	0.00E+00	4.05E-01	-5.31E-02
Non-hazardous waste disposed	kg	0.00E+00	1.59E-02	0.00E+00	2.13E+00	-6.69E-01
Radioactive waste disposed	kg	0.00E+00	9.11E-08	0.00E+00	6.73E-05	-1.46E-04
Results per functional or declared unit in case of incineration – iQ Optima Acoustic						
Indicator	Unit	C1/I	C2/I	C3/I	C4/I	D/I
Components for re-use	kg	0.00E+00	0.00E+00	0.00E+00	0.00E+00	0.00E+00
Material for recycling	kg	0.00E+00	0.00E+00	0.00E+00	0.00E+00	0.00E+00
Materials for energy recovery	kg	0.00E+00	0.00E+00	0.00E+00	0.00E+00	0.00E+00
Exported energy	MJ	0.00E+00	0.00E+00	0.00E+00	4.15E+01	0.00E+00

Additional information – Potential impacts and flows in case of landfilling.

Results per functional or declared unit in case of landfill - iQ Optima Acoustic						
Indicator	Unit	C1/L	C2/L	C3/L	C4/L	D/L
GWP-total	kg CO ₂ eq.	0.00E+00	1.98E-02	0.00E+00	2.51E-01	-2.43E-01
GWP-Fossil	kg CO ₂ eq.	0.00E+00	1.98E-02	0.00E+00	2.51E-01	-5.36E-01
GWP- biogenic	kg CO ₂ eq.	0.00E+00	6.29E-06	0.00E+00	3.77E-05	3.04E-01
GWP- Luluc	kg CO ₂ eq.	0.00E+00	9.67E-06	0.00E+00	8.08E-06	-1.09E-02
AP	mol H ⁺ eq.	0.00E+00	4.30E-10	0.00E+00	1.03E-09	-1.29E-07
ODP	kgCFC11 eq	0.00E+00	6.45E-05	0.00E+00	2.34E-04	-3.65E-03
EP-freshwater	kg P eq	0.00E+00	1.38E-06	0.00E+00	2.41E-06	-1.20E-04
EP-freshwater	kg PO ₄ eq	0.00E+00	4.25E-06	0.00E+00	7.39E-06	-3.70E-04
EP-marine	kg N eq.	0.00E+00	2.22E-05	0.00E+00	1.37E-03	-9.30E-04
EP-terrestrial	mol N eq.	0.00E+00	2.34E-04	0.00E+00	1.04E-03	-3.47E-03
POCP	kg NMVOC eq.	0.00E+00	9.63E-05	0.00E+00	4.51E-04	-2.26E-03
ADP-minerals&metals*	kg Sb eq.	0.00E+00	6.51E-08	0.00E+00	7.22E-08	-7.41E-06
ADP-Fossil*	MJ	0.00E+00	2.80E-01	0.00E+00	8.14E-01	-1.45E+01
WDP	m ³	0.00E+00	1.16E-03	0.00E+00	3.67E-03	-3.76E-01
Results per functional or declared unit in case of landfill - iQ Optima Acoustic						
Indicator	Unit	C1/L	C2/L	C3/L	C4/L	D/L
PERE	MJ	0.00E+00	4.35E-03	0.00E+00	3.46E-02	-1.80E+00
PERM	MJ	0.00E+00	0.00E+00	0.00E+00	0.00E+00	-3.65E-01
PERT	MJ	0.00E+00	4.35E-03	0.00E+00	3.46E-02	-1.88E+00
PENRE	MJ	0.00E+00	2.80E-01	0.00E+00	8.14E-01	-7.12E+00
PENRM	MJ.	0.00E+00	0.00E+00	0.00E+00	0.00E+00	-8.19E+00
PENRT	MJ	0.00E+00	2.80E-01	0.00E+00	8.14E-01	-7.42E+00
SM	kg	0.00E+00	0.00E+00	0.00E+00	0.00E+00	2.86E-01
RSF	MJ	0.00E+00	0.00E+00	0.00E+00	0.00E+00	0.00E+00
NRSF	MJ	0.00E+00	0.00E+00	0.00E+00	0.00E+00	0.00E+00
FW	m ³	0.00E+00	3.99E-05	0.00E+00	9.92E-04	-1.02E-02
Results per functional or declared unit in case of landfill - iQ Optima Acoustic						
Indicator	Unit	C1/L	C2/L	C3/L	C4/L	D/L
Hazardous waste disposed	kg	0.00E+00	2.67E-04	0.00E+00	9.37E-04	-1.82E-02
Non-hazardous waste disposed	kg	0.00E+00	1.59E-02	0.00E+00	3.51E+00	-2.04E-01
Radioactive waste disposed	kg	0.00E+00	9.11E-08	0.00E+00	4.55E-07	-8.15E-06
Results per functional or declared unit in case of landfill - iQ Optima Acoustic						
Indicator	Unit	C1/L	C2/L	C3/L	C4/L	D/L
Components for re-use	kg	0.00E+00	0.00E+00	0.00E+00	0.00E+00	0.00E+00
Material for recycling	kg	0.00E+00	0.00E+00	0.00E+00	0.00E+00	0.00E+00
Materials for energy recovery	kg	0.00E+00	0.00E+00	0.00E+00	0.00E+00	0.00E+00
Exported energy	MJ	0.00E+00	0.00E+00	0.00E+00	0.00E+00	0.00E+00

References.

General Program Instructions of the International EPD® System. Version 4.0

PCR 2019:14. Version 1.3.3 and c-PCR-004 Resilient textile and laminate floor coverings (EN 16810)

Abbreviations

ISO : International Organization for Standardization

EN : European Norms

GWP – GHG : Global Warming Potential – Greenhouse Gas

MND : Module Not Declared

EU : European Union

PCR : Product Category Rules

EPD : Environmental product declaration

SE : Sweden (ISO 3166 code)

IT : Italy (ISO 3166 code)

