

Environmental Product Declaration

in accordance with ISO 14025:2006 and EN 15804:2012+A2:2019/AC:2021

KONE Monospace™ DX Performance

An EPD should provide current information and may be updated if conditions change. The stated validity is therefore subject to continued registration and publication at www.environdec.com.



Programme:

Programme operator:

EPD registration number:

Version date:

Validity date:



The International EPD System

www.environdec.com

EPD International AB

EPD-IES-0021409

2025-06-10

2030-06-10

General program information

Program Information

EPD International AB, Box 210 60, SE-100 31 Stockholm, Sweden,
E-mail: info@environdec.com

Accountabilities for PCR, LCA and independent, third-party verification

Product category rules (PCR)

CEN standard EN 15804 serve as the core Product Category Rules (PCR).

"Product category rules (PCR): PCR 2019:14 Construction products, version 1.3.4

C-PCR-008 (to PCR 2019:14) Version 2024-04-30 for Lifts (Elevators). Product classification: UN CPC 4354.."

PCR review was conducted by: The Technical Committee of the International EPD System. See www.environdec.com for a list of members. Review chair: Claudia A. Peña, University of Concepción, Chile. The review panel may be contacted via the Secretariat www.environdec.com/contact.

Life Cycle Assessment (LCA)
LCA accountability: DEENESH KUMAR HARIKRISHNAN, KONE Corporation

Third-party verification
Independent third-party verification of the declaration and data, according to ISO 14025:2006, via:

- EPD verification through an individual EPD verification
- verification through an EPD Process Certification*
- verification through a pre-verified LCA/EPD tool

Third-party verifier:
Anni Oviir,
LCA support,
<https://www.lcasupport.com>

Approved by: The International EPD System

* EPD Process Certification involves an accredited certification body certifying and periodically auditing the EPD process and conducting external and independent verification of EPDs that are regularly published. More information can be found in the General Programme Instructions on www.environdec.com. International EPD System

Procedure for follow-up of data during EPD validity involves third-party verifier:

☐ Yes
☒ No



EPD Owner

Kone Corporation
Keilasatama 3
02150 Espoo, Finland

The EPD owner has sole ownership, liability and responsibility for the data contained within this EPD.

EPDs within the same product category but published in different EPD programmes, may not be comparable. For two EPDs to be comparable, they shall be based on the same PCR (including the same first-digit version number) or be based on fully aligned PCRs or versions of PCRs; cover products with identical functions, technical performances and use (e.g. identical declared/functional units); have identical scope in terms of included life-cycle stages (unless the excluded life-cycle stage is demonstrated to be insignificant); apply identical impact assessment methods (including the same version of characterisation factors); and be valid at the time of comparison.

The EPD owner has the sole ownership, liability, and responsibility for the EPD.



Information about EPD owner



At KONE, our mission is to improve the flow of urban life. As a global leader in the elevator and escalator industry, KONE provides elevators, escalators and automatic building doors, as well as solutions for modernization and maintenance to add value to buildings throughout their life cycle. KONE's equipment moves over 1 billion users each day. Through more effective People Flow®, we make people's journeys safe, convenient and reliable in taller, smarter buildings.

We serve more than 450,000 customers across the globe, and have more than one million elevators and escalators in our service base. Key customer groups include builders, building owners, facility managers and developers. The majority of these are maintenance customers. Architects, authorities and consultants are also key influencers in the decision-making process regarding elevators and escalators.

Driving innovation and improving resource efficiency

At KONE, innovation means putting the customer and the equipment user at the center. Innovations can have an important role in addressing climate change. Increasing resource efficiency is among our top priorities with regards to both our solutions and our operations. Our solution design contributes to the circular economy with a long lifetime and modularity as key features of our products, supported by our maintenance and modernization services.

Leader in sustainability

At KONE, sustainability is embedded in our organizational culture. It is how we treat each other and our stakeholders, how we take the environment into account in all of our actions, and how we foster economic performance now and in the future. Our vision is to deliver the best People Flow experience. Sustainability is a source of innovation and a competitive advantage for us. KONE is committed to conducting our business in a responsible and sustainable way and we expect the same commitment from our partners.

Environmental management

KONE'S corporate units, manufacturing and R&D units are ISO 14001 and ISO 9001 certified.

Majority of KONE's key suppliers are ISO 14001 certified.

KONE supports sustainable construction practices with efficient operations and guidelines for waste & chemical management and overall environmental excellence.

Our manufacturing unit in Finland have the FSC Chain of Custody certification for elevator car wood materials.

A class energy rating

More than 24 elevator models from KONE are certified with ISO 25745 highest energy efficiency rating of A class, 10 escalators and autowalks with the best A+++ classification.

Climate leadership

In 2024 KONE achieved a CDP Climate leadership score of A or A- for eleven consecutive years, which shows our long term commitment to environmental work and sustainability.

KONE also achieved A score for supplier engagement for the third year running in 2020.

Climate pledge

KONE has set science-based targets for significant reductions in its greenhouse gas (GHG) emissions by the year 2030.

KONE commits to a 50% cut in the emissions from its own operations (scope 1 and 2 emissions) by 2030, compared to a 2018 baseline. This target is in line with limiting global warming to 1.5°C.

In addition, KONE targets a 40% reduction in the emissions related to its products' materials and lifetime energy use (scope 3 emissions) over the same target period, relative to orders received.



Product information

Product description

KONE MonoSpace® DX Performance elevator is engineered to deliver exceptional performance in high-traffic areas, making it the ideal choice for office buildings, commercial centers, and public transport hubs.

As a machine-room-less elevator technology, the KONE MonoSpace® DX Performance combines eco-efficiency with space-saving design. In addition, it meets the highest standards for quality and reliability. Trust in our proven track record and elevate your building's functionality

Product standards

EN 81-20 Safety rules for the construction and installation of lifts Part 20: Passenger and goods passenger lifts. In addition to the EN81-20 standard, the MonoSpace® DX Performance also complies with other relevant standards in the EN 81 series related to safety rules for the construction and installation of lifts.



Table 1. Product specification for KONE MonoSpace® DX Performance

Index	Possible values	Representative values chosen for LCA
Type of installation	New generic lift	
Main purpose	Transport of passengers	
Type of lift	Electric	
Type of drive system	Gearless traction	
Commercial name	KONE MonoSpace® DX Performance	
Rated speed	1 - 3 m/s	1 m/s
Rated load	320 kg - 2500 kg	1600 kg
Number of stops	Max. 48	5
Travel height	Max. 120 m	14 m
Number of operating days per year	60-365	365
Applied usage Category (UC according to ISO 25745-2)	1-6	3
Designed reference service life	25 years	
Geographic region of intended installation	Europe	Electricity mix from France is used to model use stage impacts
Recommended application	Low-, mid- and high-rise residential and commercial	
Optional equipment	-	
Product classification	UN CPC 4354	
Production sites	China	



Comparability between EPDs based on this c-PCR-008 (to PCR 2019:14) and EPDs based on PCR 2015:05 is not conceivable and shall be avoided. Any comparability of this kind shall be considered as false and misleading the EPD user. Comparability between EPDs based on this c-PCR-008 (to PCR 2019:14) is only achievable, if the following performance characteristics are equivalent: Functional unit, Reference Service Lifetime, Usage Category, travel height, number of stops, rated load, rated speed and geographic region.

Content declaration

Product

The table below shows the material summary of the elevator studied, as delivered and installed in a building and handed over to customer. The total mass of the elevator is approximately 6995 kg and is mainly composed of ferrous metals, the majority of which can be recycled after use. Product-specific (pre-consumer and post-consumer) recycled content is unknown. Global average of recycled content in metals is considered in calculations. KONE continues to focus on optimizing material usage including packaging, avoiding the use of hazardous substances and maximizing recycled content and recyclability of our products.

Packaging

The table below shows the content of packaging materials used for packaging the reference elevator and its components as delivered to the site. The total amount of packaging components is approximately 1165 kg where plywood is the most common material. A majority of the packaging components can either be reused or recycled at the end of life.

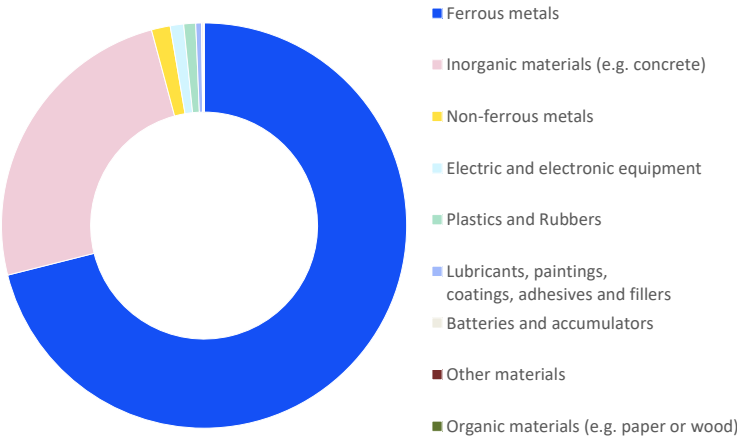
Table 2. Raw materials used in KONE Monospace™ DX Performance

Materials	Weight (kg)
Ferrous metals	4969,63
Inorganic materials (e.g. concrete)	1730,84
Non-ferrous metals	104,85
Electric and electronic equipment	74,98
Plastics and Rubbers	66,47
Lubricants (e.g. oils and greases), paintings, coatings, adhesives and fillers	32,00
Batteries and accumulators	6,60
Other materials	5,74
Organic materials (e.g. paper or wood)	1,80

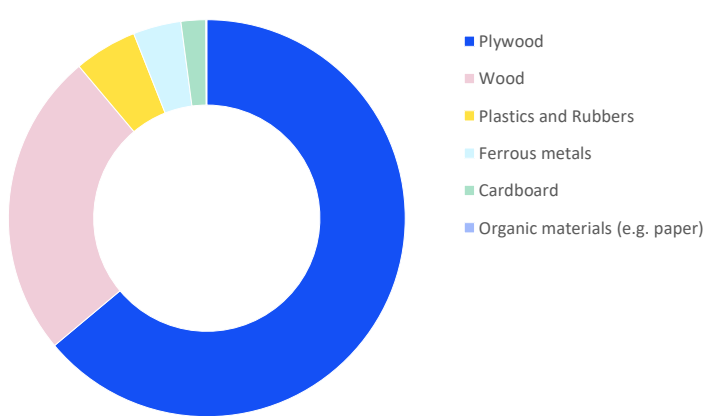
Table 3. Raw materials used in KONE Monospace™ DX Performance packaging

Materials	Weight %	Biogenic carbon (kg)
Plywood	63,92	367,50
Wood	24,95	181,92
Plastics and Rubbers	5,13	0,00
Ferrous metals	3,91	0,00
Cardboard	2,01	9,95
Organic materials (e.g. paper or wood)	0,08	0,77

Material summary of KONE Monospace™ DX Performance



Material summary of KONE Monospace™ DX Performance packaging



LCA information

System Boundary

This EPD covers the full life cycle stages from cradle to grave. In the product stage (A1-A3) raw material extraction, processing of materials, transportation to the manufacturing site and manufacturing of components are considered. The different components

of the product, also known as elevator modules are manufactured at specific sites in different parts of the world.

The construction process stage (A4-A5) includes transportation of the modules from manufacturing sites to a common distribution center and from there to the installation site by truck, installation activities and waste treatment of the packaging components.

In the use stage (B1-B7) only Maintenance (B2) and operational energy use (B6) are included as other stages within the usage phase are irrelevant for the product. Replacement component production, transportation involved, waste treatment and energy usage for products lifetime are included.

The end of life stage (C1-C4) includes dismantling, transportation of waste to processing sites, waste processing and disposal. Elevator's appropriate waste disposal is the responsibility of the building owners once installed in the building. The impacts modeled for end of life in this LCA is based on the most appropriate treatment scenarios for the materials. In addition, module D includes benefits and loads beyond the system boundary as a result of recycling and energy recovery through incineration.

Functional unit

Since the purpose of the elevator is to transport people and goods over multi-floor buildings, the functional unit (FU) for the study is defined as the transportation of the load over distance, expressed in tonne [t] over a kilometer [km], i.e., tonne-kilometer [tkm]. The total amount of tkm (also called as Transportation performance (TP)) shall be calculated to obtain the results per FU. The TP for KONE MonoSpace® DX Performance with Usage Category 3 in its lifetime 25 years was calculated to be 901.4 tkm. The term "transportation performance (TP)" used to indicate the total amount of tkm is identical both in meaning and in calculation approach to the term "total number of FU" used in EPDs based on PCR 2015:05.

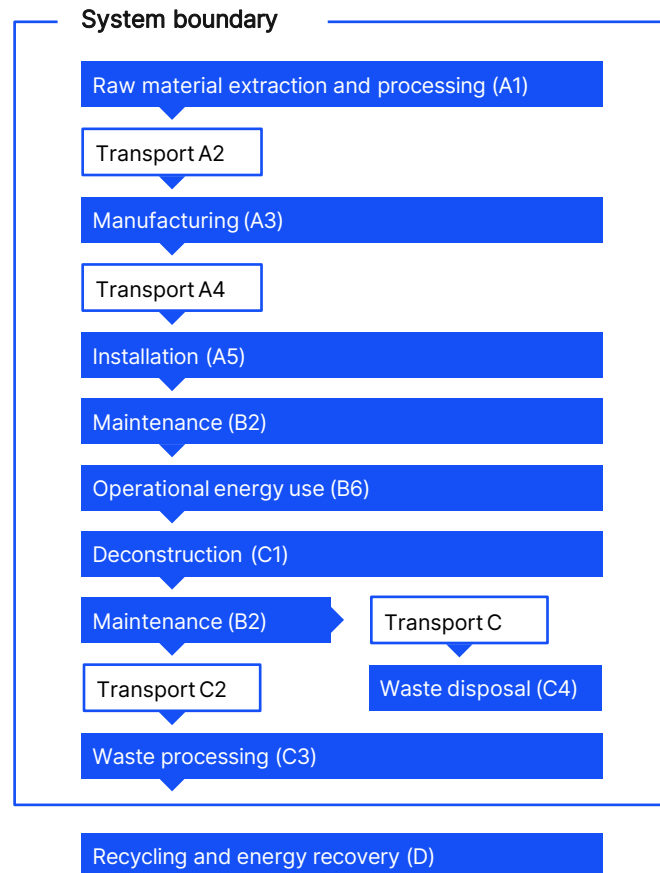
Cut-Off Criteria

This study follows the cut-off criteria stated in the PCR and EN 15804 standard and does not exclude any modules or processes which are stated mandatory in the EN 15804 standard and in the PCR. For A1-A3, the amount of material consumption, packaging, transportation and manufacturing data from the supply chain was received. However, material classification was not possible for a fraction of the material used in the product. The missing material data represents less than 1% of the total weight of the elevator and their production is left out from the production analysis.

A4 transportation from supplier and KONE production locations to KONE distribution center in Pardubice, Czech Republic, and from the distribution center to the building location in Paris, France has been calculated. The return trip is not considered..

LCA software and generic data database

The LCA was modelled in Umberto and the Ecoinvent 3.11 database used for generic data.



Potential energy usage in distribution center per elevator delivered is negligible and is not included in the analysis. Similarly, the impacts of the auxiliary materials used for the installation and replacement in A5 and B2 (e.g. gloves, adhesive tapes and cleaning agents) are excluded from the analysis since both their usage quantity and impacts are considered negligible.



Table 4. Scope of the life cycle assessment

		Module	Modules declared	
Product stage	Raw materials supply	A1	X	Global
	Transport	A2	X	Global
	Manufacturing	A3	X	Global
Construction process stage	Transport	A4	X	Global
	Construction installation	A5	X	FR
Use stage	Use	B1	ND	
	Maintenance	B2	X	Global
	Repair	B3	ND	
	Replacement	B4	ND	
	Refurbishment	B5	ND	
	Operational energy use	B6	X	FR
	Operational water use	B7	ND	
End of life stage	Deconstruction	C1	X	FR
	Transport	C2	X	Global
	Waste processing	C3	X	Global
	Disposal	C4	X	Global
Resource recovery stage	Reuse-Recovery-Recycling-potential	D	X	Global

This declaration covers “cradle to grave”. All mandatory modules covered in the EPD are marked with “X”. For module B, only B2 and B6 are applicable for elevators usage. For non-relevant fields, ND is marked in the table (module not related). >90% of data is specific i.e the share of GWP-GHG impacts are coming from specific data.


Table 5. Assessment summary

Process	Source type	Source	Reference year	Data category	Share of primary data, of GWP-GHG results for A1-A3
Production of Cold Rolled Steel	Collected data	EPD owner	2024	95.06% primary data	17,4%
	Database	Ecoinvent v3.11	2024	4.94% generic data	
Production of Hot Rolled Steel	Collected data	EPD owner	2024	97.38% primary data	29,6%
	Database	Ecoinvent v3.11	2024	2.62% generic data	
Production of surface mounted PCB boards	Collected data	EPD owner	2024	47.34% primary data	7,8%
	Database	Ecoinvent v3.11	2024	52.66% generic data	
Other processes (A1-A3)	Collected data	EPD owner	2024	97.22% primary data	35,6%
	Database	Ecoinvent v3.11	2024	2.78% generic data	
Generation of electricity used in running of equipment (B6)	Collected data	Ecoinvent v3.11	2024	Primary data	0%
Total share of primary data, of GWP-GHG results for A1-A3					90,4%

Environmental impact

The environmental performance results are relative expressions and do not predict impacts on category endpoints, the exceeding of thresholds, safety margins or risks. The EF 3.1 impact assessment method and its related characterization factors were employed at the midpoint level in this study. Based on different interpretations of EN 15804, option A (according to Annex 3 of the PCR) is assumed to separate the use of primary energy into energy used as raw material and energy used as an energy carrier. The global warming potential of modules A1-A3 is mainly caused by material manufacturing, with steel production activity responsible for over two thirds of the impacts.

The elevator of this study is in use in France. The annual energy consumption of 1420 kWh* was calculated with ISO 25745-2 methodology. The impacts for operational energy usage (B6) were calculated using the energy production fuel mixes for France. The scenario for France energy use represents an average grid factor of 0.0814 kg CO₂ per kWh. The results of life cycle impact assessment are divided by life cycle stage per entire life cycle and per tkm. The carbon footprint for the entire life cycle of the product is 36.4 tons of CO₂e. Detailed results for all the impact categories can be seen from the tables below.



Environmental performance results - functional unit

Table 6. Potential environmental impacts per tkm of KONE Monospace™ DX Performance

Section	Global Warming Potential total [kg CO ₂ eq.]	Global Warming Potential fossil total [kg CO ₂ eq.]	Global Warming Potential biogenic [kg CO ₂ eq.]	Global Warming Potential luluc [kg CO ₂ eq.]	Ozone depletion potential [kg CFC11 eq.]	Acidification potential [mol H ⁺ eq.]	Eutrophication aquatic freshwater [kg P eq.]***	Eutrophication aquatic marine [kg N eq.]	Eutrophication terrestrial [mol N eq.]	Formation potential of tropospheric ozone [kg NMVOC eq.]	Abiotic depletion potential - elements [kg Sb eq.]**	Abiotic depletion potential - fossil [MJ]**	Water use [m ³ depriv.]**	Global Warming Potential-GHG [kg CO ₂ eq.]
A1-A3 Raw material extraction to manufacturing	2,43E+01	2,64E+01	-2,22E+00	1,06E-01	5,29E-07	2,02E-01	2,18E-02	3,93E-02	4,07E-01	1,07E-01	2,87E-03	3,12E+02	1,13E+01	2,65E+01
A4 Transport to building site	3,75E+00	3,75E+00	7,47E-04	1,89E-03	5,42E-08	5,83E-02	2,80E-04	1,45E-02	1,61E-01	4,74E-02	7,55E-06	5,10E+01	2,34E-01	3,75E+00
A5 Installation into the building	2,38E+00	1,06E-01	2,28E+00	1,93E-04	1,32E-09	4,35E-04	2,03E-05	1,40E-04	1,40E-03	5,01E-04	4,72E-07	1,62E+00	1,50E-02	1,08E-01
B2 Maintenance	6,18E+00	6,16E+00	1,01E-02	6,72E-03	1,73E-07	4,88E-02	4,27E-03	1,02E-02	1,04E-01	3,19E-02	9,12E-04	7,98E+01	2,23E+00	6,18E+00
B6 Operational energy usage	3,14E+00	3,13E+00	4,17E-03	1,01E-03	9,36E-08	1,03E-02	4,41E-04	3,93E-03	2,64E-02	9,69E-03	2,56E-05	5,51E+02	5,07E+00	3,14E+00
C1 Deconstruction	1,33E-03	1,32E-03	1,76E-06	4,26E-07	3,96E-11	4,35E-06	1,86E-07	1,66E-06	1,12E-05	4,09E-06	1,08E-08	2,33E-01	2,14E-03	1,33E-03
C2 Waste transportation	4,02E-01	4,02E-01	9,70E-05	1,86E-04	5,27E-09	9,54E-04	4,46E-05	2,10E-04	2,27E-03	1,24E-03	1,45E-06	5,47E+00	2,85E-02	4,02E-01
C3 Waste processing	1,89E-01	1,86E-01	2,71E-03	1,92E-04	1,56E-09	1,56E-03	8,42E-05	3,58E-04	3,89E-03	1,15E-03	8,35E-06	1,80E+00	3,29E-02	1,89E-01
C4 Waste disposal	9,26E-02	9,25E-02	5,87E-05	5,42E-05	7,23E-10	2,20E-04	1,00E-05	8,74E-05	7,33E-04	2,54E-04	1,03E-07	6,52E-01	4,58E-02	9,26E-02
D Benefits	-6,09E+00	-6,09E+00	0,00E+00	-2,05E-03	-1,82E-08	-6,32E-02	-5,09E-03	-6,35E-03	-8,01E-02	-2,41E-02	-3,56E-04	-6,27E+01	-3,22E-01	-6,09E+00

* The results of the energy calculation are based on the typical energy consumption of the selected reference KONE Monospace™ DX Performance elevator. The results are KONE's best estimates of the annual energy consumption but the real-life values may vary depending on the actual installation.

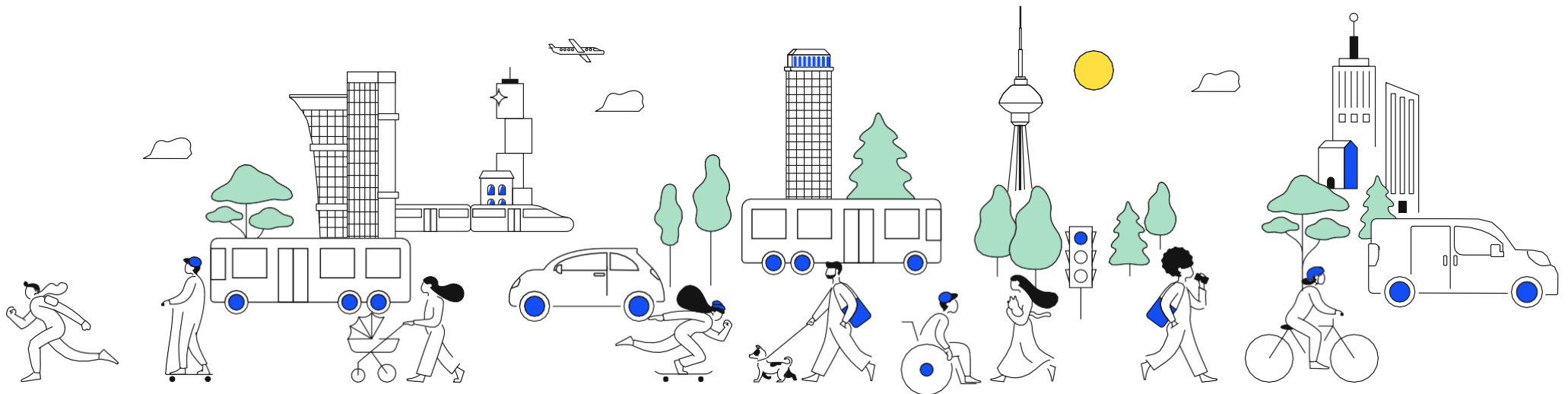
** The results of this environmental impact indicator shall be used with care as the uncertainties on these results are high or as there is limited experience with the indicator.

Disclaimer: considering that Module C is included in this EPD, it is discouraged to use the results of modules A1-A3 without considering the results of module C.

The estimated impact results are only relative statements, which do not indicate the endpoints of the impact categories, exceeding threshold values, safety margins and/or risks.

Table 7. The use of resources per tkm of KONE Monospace™ DX Performance

Section	Use of renewable primary energy resources as energy [MJ]	Use of renewable primary energy resources as raw materials [MJ]	Total use of renewable primary energy [MJ]	Use of non renewable primary energy as energy [MJ]	Use of non renewable primary energy as raw materials [MJ]	Total use of non renewable primary energy [MJ]	Use of secondary materials [kg]	Use of renewable secondary fuels [MJ]	Use of non renewable secondary fuels [MJ]	Use of net fresh water [m3]
A1-A3 Raw material extraction to manufacturing	4,36E+01	1,51E+01	5,87E+01	3,06E+02	5,74E+00	3,12E+02	2,44E+00	6,74E-03	0,00E+00	2,12E-01
A4 Transport to building site	5,68E-01	0,00E+00	5,68E-01	5,10E+01	0,00E+00	5,10E+01	2,26E-02	1,80E-04	0,00E+00	5,78E-03
A5 Installation into the building	1,50E+01	-1,49E+01	6,17E-02	3,88E+00	-2,26E+00	1,62E+00	9,90E-04	1,22E-05	0,00E+00	3,53E-04
B2 Maintenance	7,28E+00	0,00E+00	7,28E+00	7,98E+01	0,00E+00	7,98E+01	2,15E-01	1,82E-03	0,00E+00	4,97E-02
B6 Operational energy usage	5,78E+00	0,00E+00	5,78E+00	5,51E+02	0,00E+00	5,51E+02	1,67E-02	6,31E-05	0,00E+00	1,18E-01
C1 Deconstruction	2,44E-03	0,00E+00	2,44E-03	2,33E-01	0,00E+00	2,33E-01	7,05E-06	2,67E-08	0,00E+00	4,98E-05
C2 Waste transportation	8,36E-02	0,00E+00	8,36E-02	5,47E+00	0,00E+00	5,47E+00	2,41E-03	2,98E-05	0,00E+00	7,35E-04
C3 Waste processing	2,72E-01	0,00E+00	2,72E-01	4,34E+00	-2,54E+00	1,80E+00	2,21E-03	9,24E-05	0,00E+00	7,60E-04
C4 Waste disposal	1,85E-01	-1,49E-01	3,50E-02	1,60E+00	-9,44E-01	6,52E-01	3,99E-04	9,20E-06	0,00E+00	7,47E-04
D Benefits	-8,06E+00	0,00E+00	-8,06E+00	-6,27E+01	0,00E+00	-6,27E+01	2,16E+00	-1,60E-03	0,00E+00	-1,18E-01



End of life - waste

In addition to the waste reported by the manufacturing units during the production process (specific data), the data on the amount of waste disposed reported in table 8 and table 12 below also includes the waste data from the Ecoinvent database for all the life cycle stages. The amount of specific waste generated including the material losses during the production of elevator modules and packaging was collected from the module manufacturing units.

End of life - output flows

The data for the output flows of the process is presented in table 9 and table 13 per tkm and for the entire life cycle respectively. The parameters in the tables are calculated on the gross amounts leaving the system boundary when they have reached the end-of-waste state. None of the components are reused after the end of the waste state, possible exported energy is not reported in the LCI datasets of Ecoinvent and there is no amount of exported energy from the manufacturing units.

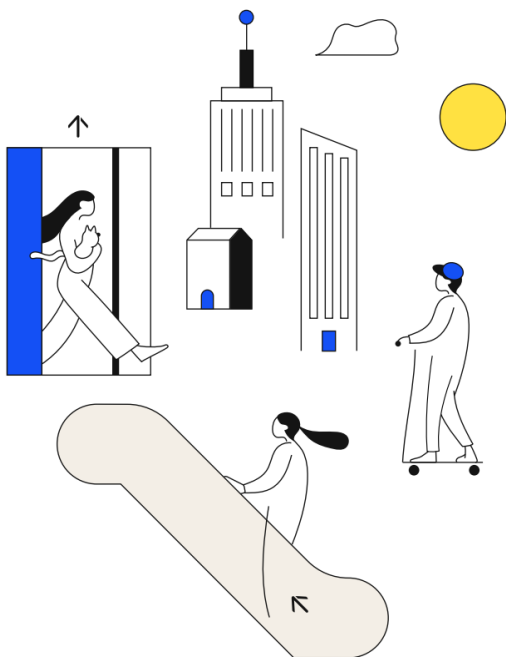


Table 8. Amount of waste disposed per tkm of KONE Monospace™ DX Performance

Section	Hazardous waste disposed [kg]	Non hazardous waste disposed [kg]	Radioactive waste disposed [kg]
A1-A3 Raw material extraction to manufacturing	8,39E+00	1,17E+02	6,14E-04
A4 Transport to building site	9,21E-02	1,63E+00	8,41E-06
A5 Installation into the building	5,36E-03	1,40E-01	4,09E-06
B2 Maintenance	7,64E-01	1,69E+01	1,10E-04
B6 Operational energy usage	1,97E-01	3,23E+00	7,24E-03
C1 Deconstruction	8,31E-05	1,36E-03	3,06E-06
C2 Waste transportation	1,27E-02	2,49E-01	1,13E-06
C3 Waste processing	1,79E-02	4,57E-01	1,67E-06
C4 Waste disposal	1,87E-02	2,90E-01	4,43E-07
D Benefits	-2,41E+00	2,47E+01	-4,04E-05

Table 9. Amount of materials leaving the system boundary per tkm of KONE Monospace™ DX Performance

Section	Components for re-use [kg]	Materials for recycling [kg]	Materials for energy recovery [kg]	Exported Energy [MJ]
A1-A3 Raw material extraction to manufacturing	0,00E+00	0,00E+00	0,00E+00	0,00E+00
A4 Transport to building site	0,00E+00	0,00E+00	0,00E+00	0,00E+00
A5 Installation into the building	0,00E+00	5,05E-02	1,24E+00	0,00E+00
B2 Maintenance	0,00E+00	3,36E-01	1,48E-01	0,00E+00
B6 Operational energy usage	0,00E+00	0,00E+00	0,00E+00	0,00E+00
C1 Deconstruction	0,00E+00	0,00E+00	0,00E+00	0,00E+00
C2 Waste transportation	0,00E+00	0,00E+00	0,00E+00	0,00E+00
C3 Waste processing	0,00E+00	5,05E+00	7,96E-02	0,00E+00
C4 Waste disposal	0,00E+00	0,00E+00	0,00E+00	0,00E+00
D Benefits	0,00E+00	0,00E+00	0,00E+00	0,00E+00

Environmental performance results - complete product over reference service life

Table 10. Potential environmental impacts per entire life cycle of KONE Monospace™ DX Performance

Section	Global Warming Potential total [kg CO2 eq.]	Global Warming Potential fossil total [kg CO2 eq.]	Global Warming Potential biogenic [kg CO2 eq.]	Global Warming Potential luluc [kg CO2 eq.]	Ozone depletion potential [kg CFC11 eq.]	Acidification potential [mol H+ eq.]	Eutrophication aquatic freshwater [kg P eq.]***	Eutrophication aquatic marine [kg N eq.]	Eutrophication terrestrial [mol N eq.]	Formation potential of tropospheric ozone [kg NMVOC eq.]	Abiotic depletion potential - elements [kg Sb eq.]**	Abiotic depletion potential - fossil [MJ]**	Water use [m3 depriv.]**	Global Warming Potential-GHG [kg CO2 eq.]
A1-A3 Raw material extraction to manufacturing	2,19E+04	2,38E+04	-2,00E+03	9,52E+01	4,77E-04	1,82E+02	1,97E+01	3,54E+01	3,67E+02	9,64E+01	2,59E+00	2,81E+05	1,02E+04	2,39E+04
A4 Transport to building site	3,38E+03	3,38E+03	6,73E-01	1,70E+00	4,88E-05	5,25E+01	2,52E-01	1,31E+01	1,45E+02	4,27E+01	6,81E-03	4,59E+04	2,11E+02	3,38E+03
A5 Installation into the building	2,15E+03	9,54E+01	2,05E+03	1,74E-01	1,19E-06	3,92E-01	1,83E-02	1,26E-01	1,26E+00	4,51E-01	4,25E-04	1,46E+03	1,36E+01	9,70E+01
B2 Maintenance	5,57E+03	5,55E+03	9,09E+00	6,06E+00	1,56E-04	4,40E+01	3,85E+00	9,16E+00	9,37E+01	2,88E+01	8,22E-01	7,19E+04	2,01E+03	5,57E+03
B6 Operational energy usage	2,83E+03	2,82E+03	3,76E+00	9,08E-01	8,44E-05	9,29E+00	3,97E-01	3,54E+00	2,38E+01	8,73E+00	2,31E-02	4,97E+05	4,57E+03	2,83E+03
C1 Deconstruction	1,19E+00	1,19E+00	1,59E-03	3,84E-04	3,57E-08	3,93E-03	1,68E-04	1,50E-03	1,01E-02	3,69E-03	9,77E-06	2,10E+02	1,93E+00	1,19E+00
C2 Waste transportation	3,63E+02	3,62E+02	8,74E-02	1,67E-01	4,75E-06	8,60E-01	4,02E-02	1,89E-01	2,04E+00	1,12E+00	1,31E-03	4,93E+03	2,57E+01	3,63E+02
C3 Waste processing	1,71E+02	1,68E+02	2,45E+00	1,73E-01	1,40E-06	1,41E+00	7,59E-02	3,23E-01	3,51E+00	1,04E+00	7,52E-03	1,62E+03	2,96E+01	1,71E+02
C4 Waste disposal	8,35E+01	8,34E+01	5,29E-02	4,89E-02	6,51E-07	1,99E-01	9,03E-03	7,88E-02	6,61E-01	2,29E-01	9,28E-05	5,88E+02	4,13E+01	8,35E+01
D Benefits	-5,49E+03	-5,49E+03	0,00E+00	-1,84E+00	-1,64E-05	-5,69E+01	-4,59E+00	-5,73E+00	-7,22E+01	-2,17E+01	-3,21E-01	-5,65E+04	-2,90E+02	-5,49E+03

* The results of the energy calculation are based on the typical energy consumption of the selected reference KONE Monospace™ DX Performance elevator. The results are KONE's best estimates of the annual energy consumption but the real-life values may vary depending on the actual installation.

** The results of this environmental impact indicator shall be used with care as the uncertainties on these results are high or as there is limited experience with the indicator.

Disclaimer: considering that Module C is included in this EPD, it is discouraged to use the results of modules A1-A3 without considering the results of module C.

Table 11. The use of resources per entire life cycle of KONE Monospace™ DX Performance

Section	Use of renewable primary energy resources as energy [MJ]	Use of renewable primary energy resources as raw materials [MJ]	Total use of renewable primary energy [MJ]	Use of non renewable primary energy as energy [MJ]	Use of non renewable primary energy as raw materials [MJ]	Total use of non renewable primary energy [MJ]	Use of secondary materials [kg]	Use of renewable secondary fuels [MJ]	Use of non renewable secondary fuels [MJ]	Use of net fresh water [m3]
A1-A3 Raw material extraction to manufacturing	3,93E+04	1,36E+04	5,29E+04	2,76E+05	5,18E+03	2,81E+05	2,20E+03	6,08E+00	0,00E+00	1,91E+02
A4 Transport to building site	5,12E+02	0,00E+00	5,12E+02	4,59E+04	0,00E+00	4,59E+04	2,03E+01	1,62E-01	0,00E+00	5,21E+00
A5 Installation into the building	1,35E+04	-1,35E+04	5,56E+01	3,50E+03	-2,04E+03	1,46E+03	8,92E-01	1,10E-02	0,00E+00	3,18E-01
B2 Maintenance	6,56E+03	0,00E+00	6,56E+03	7,19E+04	0,00E+00	7,19E+04	1,94E+02	1,64E+00	0,00E+00	4,48E+01
B6 Operational energy usage	5,21E+03	0,00E+00	5,21E+03	4,97E+05	0,00E+00	4,97E+05	1,51E+01	5,69E-02	0,00E+00	1,06E+02
C1 Deconstruction	2,20E+00	0,00E+00	2,20E+00	2,10E+02	0,00E+00	2,10E+02	6,36E-03	2,40E-05	0,00E+00	4,49E-02
C2 Waste transportation	7,54E+01	0,00E+00	7,54E+01	4,93E+03	0,00E+00	4,93E+03	2,17E+00	2,69E-02	0,00E+00	6,63E-01
C3 Waste processing	2,45E+02	0,00E+00	2,45E+02	3,91E+03	-2,29E+03	1,62E+03	1,99E+00	8,33E-02	0,00E+00	6,85E-01
C4 Waste disposal	1,66E+02	-1,35E+02	3,16E+01	1,44E+03	-8,51E+02	5,88E+02	3,59E-01	8,29E-03	0,00E+00	6,74E-01
D Benefits	-7,27E+03	0,00E+00	-7,27E+03	-5,65E+04	0,00E+00	-5,65E+04	1,95E+03	-1,44E+00	0,00E+00	-1,07E+02

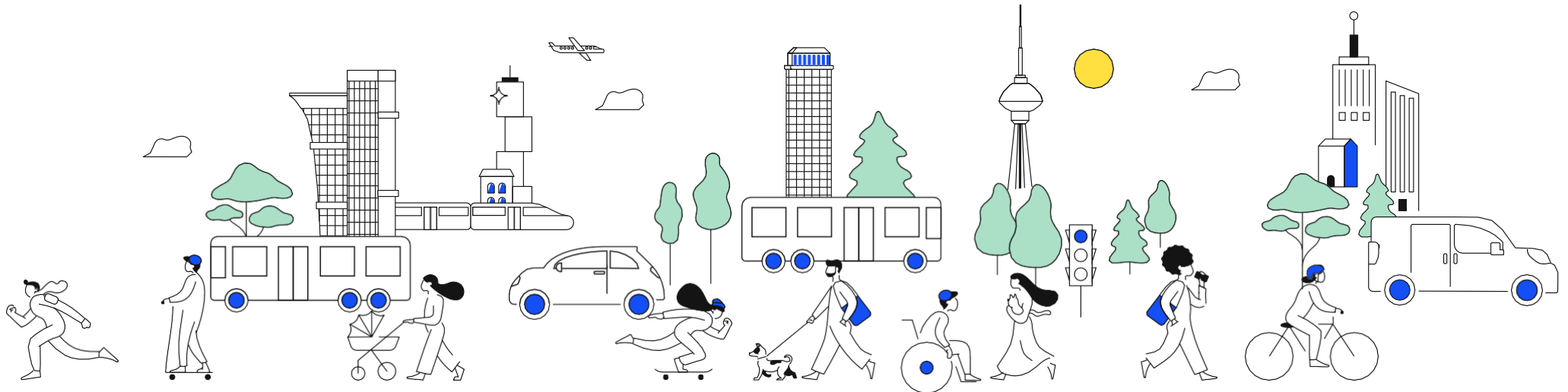
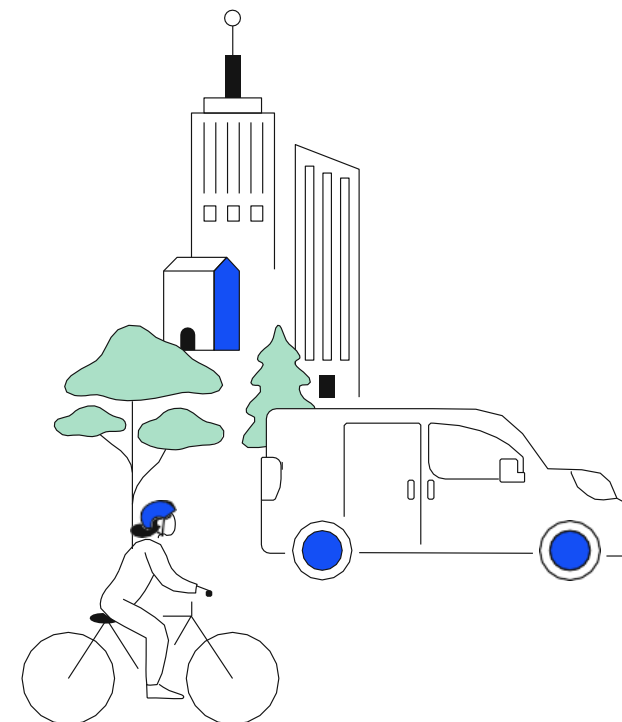


Table 12. Amount of waste disposed per entire life cycle of KONE Monospace™ DX Performance

Section	Hazardous waste disposed [kg]	Non hazardous waste disposed [kg]	Radioactive waste disposed [kg]
A1-A3 Raw material extraction to manufacturing	7,57E+03	1,05E+05	5,53E-01
A4 Transport to building site	8,30E+01	1,47E+03	7,58E-03
A5 Installation into the building	4,83E+00	1,26E+02	3,68E-03
B2 Maintenance	6,88E+02	1,53E+04	9,92E-02
B6 Operational energy usage	1,77E+02	2,91E+03	6,52E+00
C1 Deconstruction	7,49E-02	1,23E+00	2,76E-03
C2 Waste transportation	1,14E+01	2,24E+02	1,02E-03
C3 Waste processing	1,62E+01	4,12E+02	1,51E-03
C4 Waste disposal	1,68E+01	2,61E+02	3,99E-04
D Benefits	-2,17E+03	2,22E+04	-3,64E-02

Table 13. Amount of materials leaving the system boundary per entire life cycle of KONE Monospace™ DX Performance

Section	Components for re-use [kg]	Materials for recycling [kg]	Materials for energy recovery [kg]	Exported Energy [MJ]
A1-A3 Raw material extraction to manufacturing	0,00E+00	0,00E+00	0,00E+00	0,00E+00
A4 Transport to building site	0,00E+00	0,00E+00	0,00E+00	0,00E+00
A5 Installation into the building	0,00E+00	4,55E+01	1,12E+03	0,00E+00
B2 Maintenance	0,00E+00	3,03E+02	1,34E+02	0,00E+00
B6 Operational energy usage	0,00E+00	0,00E+00	0,00E+00	0,00E+00
C1 Deconstruction	0,00E+00	0,00E+00	0,00E+00	0,00E+00
C2 Waste transportation	0,00E+00	0,00E+00	0,00E+00	0,00E+00
C3 Waste processing	0,00E+00	4,55E+03	7,18E+01	0,00E+00
C4 Waste disposal	0,00E+00	0,00E+00	0,00E+00	0,00E+00
D Benefits	0,00E+00	0,00E+00	0,00E+00	0,00E+00



Scenarios

Scenarios support the application of product related data in the corresponding life cycle stage of the building assessment. Scenarios in this EPD are specified in the tables below for respective life cycle stages.

Electricity in the manufacturing stage

KONE's suppliers and KONE factory for manufacturing the studied elevator and its components are located in China. The impacts of electricity have been calculated using the electricity residual or residual mixes (kg CO₂e/ kWh). The resulting carbon emission per kWh of electricity consumed is presented in the table below

The KONE factory in China (Kunshan) uses 100 % renewable electricity through on-site PV panels and purchasing renewable electricity certificates. The manufacturing data represents the production year of 2021-2023.

Electricity used in the A3 manufacturing processes

Type of electricity mix	National Mix and specific electricity mix as generated or purchased from an electricity supplier, demonstrated by a contractual instrument	
	National Mix (China)	72.215%
	Regional Mix (Hainan)	12.993%
Energy Sources	Regional Mix (Jiangsu)	1.201%
	Hydro	10.329%
	Solar	3.258%
	Coal	<0.1%
GWP-GHG intensity (kg CO ₂ eq./kWh)	0,74	

Installation into the building

Installing the product into the building consumes electricity, generates waste from packaging materials and requires a negligible quantity of ancillary materials.

Resource	Consumption value
Ancillary materials (e.g., disposable gloves)	Negligible - excluded
Water use	0 m ³
Electricity consumption	15 kWh
Waste generated	Quantity (kg)
Cardboard	23,39
Plastics	58,11
Wood and Plywood	1034,34
Metals	45,52

Maintenance

The reference conditions for achieving the declared service life is primarily influenced by maintenance frequency/replacement of components and usage conditions such as frequency of use of the elevator. While corrective replacement activities depend on the building application, users' behavior and installed environment and cannot be foreseen by the manufacturer, the assessment takes into account predictive replacement of the necessary parts.

Materials	Quantity (kg)
Ferrous metals	314
Plastics and rubbers	54
Batteries and accumulators	53
Lubricants	28
Non-ferrous metals	23
Electric and electronic equipment	10
Inorganic materials (e.g. glass)	0,16
Other materials	0,14

End of life

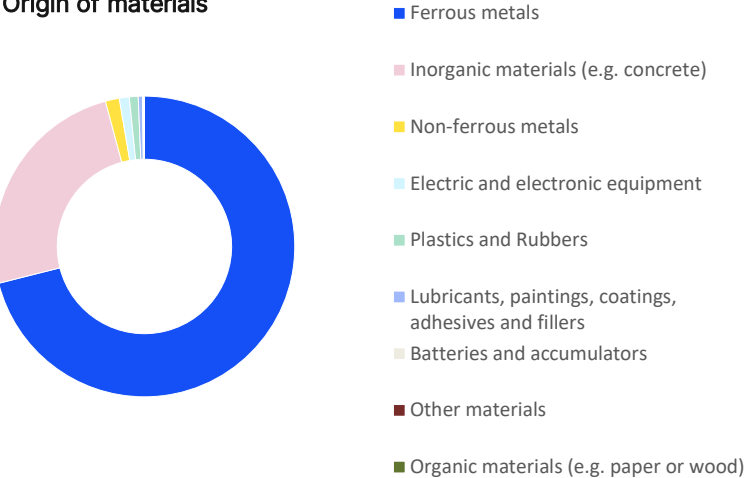
At its end-of-life, the product is dismantled from the building, which is also the location of its installation in France. The KONE Monospace™ DX Performance is mainly composed of ferrous metals and concrete. A realistic assumption is made that the whole of the elevator and its parts are collected separately during the dismantling process. . Approximately 10% of the elevator's non-hazardous materials are assumed to be not recyclable with current technologies and therefore disposed of as landfill waste. The remaining fraction of ferrous and non-ferrous metals used in the elevator can all be recycled after the end of life. The recycled materials, mainly metals, replace the manufacture of virgin materials bringing substantial end of life benefits. Batteries, adhesives and lubricating oils used in the elevator are treated as hazardous waste and incineration is considered for small proportion of combustible materials (polymer and organic materials).

Processes	Unit	Quantity per TKM
Collection process specified by type	kg collected separately	7,75E+00
	kg collected with mixed construction waste	0
Recovery system by type	kg for re-use	0
	kg for recycling*	5,05E+00
	kg for energy recovery*	7,96E-02
Disposal by type	kg for final deposition*	2,62E+00
Assumptions: Distance to treatment facilities	The waste destined for energy recovery and recycling is assumed to be transported in a EURO6 type lorry with a capacity of 3.5-7.5 ton over a distance of 50 km.	
	The waste destined for landfilling is assumed to be transported in a EURO6 type lorry with a capacity of 7.5-16 ton over a distance of 250 km.	

* Values are calculated based on the most common treatment scenarios currently in use for the materials. excluding cut-off materials.

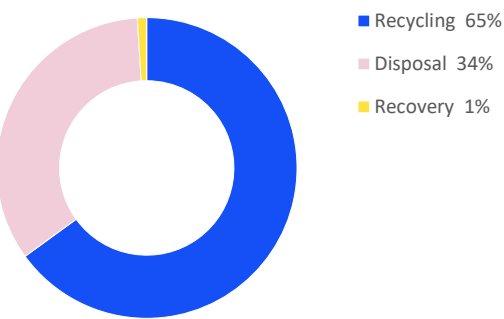
Summary

Origin of materials

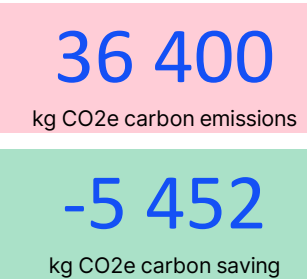
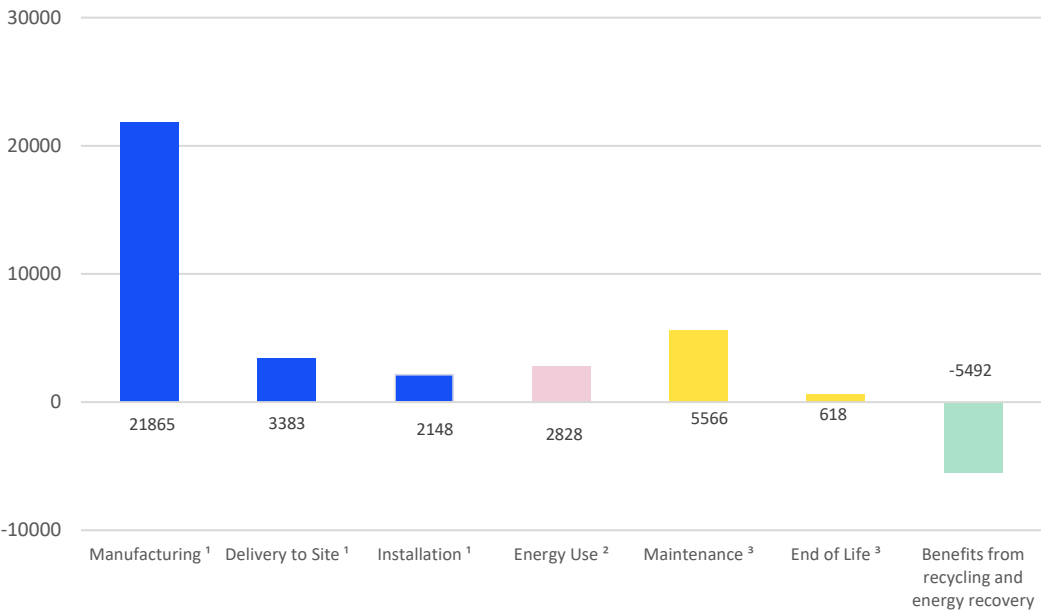


Materials	Weight %
Ferrous metals	71,07 %
Inorganic materials (e.g., concrete)	24,75 %
Non-ferrous metals	1,50 %
Electric and electronic equipment	1,07 %
Plastics and Rubbers	0,95 %
Lubricants, paintings, coatings, adhesives and fillers	0,46 %
Batteries and accumulators	0,09 %
Other materials	0,08 %
Organic materials (e.g., paper or wood)	0,03 %

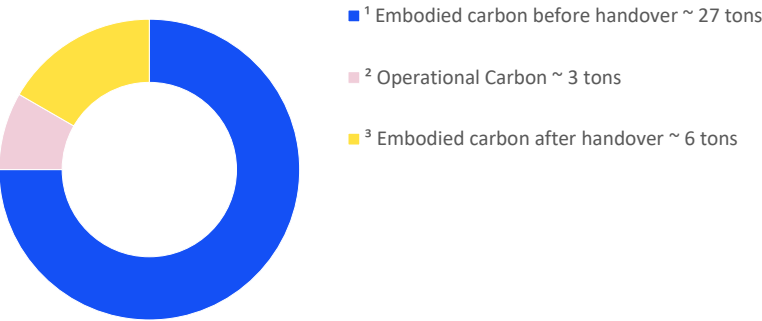
Materials utilization potential after Elevator usage



Carbon footprint distribution (kg CO2 eq.)



Share of carbon emission over lifetime



Carbon emission - GHG emission throughout lifecycle of product

Carbon saving - Recycling materials such as steel at the end of life avoids production of virgin materials ('negative emission').

Abbreviations

ADP, Abiotic depletion potential, expressed in kg Antimony (Sb) equivalent. for non-fossil resources and in MJ for fossil resources. In the CML method the non-fossil resources include e.g. silver, gold, copper, lead, zinc and aluminium.

AP, acidification potential, expressed in kg sulphuric dioxide (SO₂) equivalent. The indicator expresses acidification potential which originates from the emissions of sulphur dioxide and oxides of nitrogen. In the atmosphere, these oxides react and form acids which subsequently fall down to the earth in the form of rain or snow, or as dry depositions. Inorganic substances such as sulphates, nitrates, and phosphates change soil acidity. Major acidifying substances are nitrogen oxides (NO_x), ammonia (NH₃) and sulphate (SO₄).

EF, Environmental Footprint. A method consisting of scientific tools and requirements developed by the European Commission to calculate the environmental impact of products and organizations using a Life Cycle Assessment approach.

EPD, environmental product declaration, provides numeric information about product's environmental performance and facilitates comparison between different products with the same function. EPDs for KONE are based on life cycle assessment.

EP, eutrophication potential, expressed in kg phosphate (PO₄³⁻) equivalent. Eutrophication describes emissions of substances to water that contribute to oxygen depletion. It means nutrient enrichment of an aquatic environment. Biomass growth in aquatic ecosystems may be limited by various nutrients. Most of the time, aquatic ecosystems are saturated with either nitrogen or phosphorus, and only the limiting factor can cause eutrophication. The CML method takes into account nitrogen and phosphorus related emissions.

GWP, global warming potential, expressed in kg carbon dioxide (CO₂) equivalent. The indicator expresses global warming potential and refers to carbon footprint. It considers gaseous substances such as carbon dioxide (CO₂), methane (CH₄), laughing gas (N₂O) over 100 years. These substances have an ability to absorb infrared radiation in the earth's

atmosphere. They let sunlight reach the earth's surface and trap some of the infrared radiation emitted back into space causing an increase in the earth's surface temperature.

LCA, life cycle assessment, is a method which quantifies the total environment impact of products or activities over their entire life cycle and life cycle thinking. Life cycle assessment is based on ISO 14040 and ISO 14044 standards and comprises four phases: goal and scope definition, inventory data collection and analysis, environmental impact assessment and interpretation of results. The results of LCA are used in communication and product development purposes, for example.

ODP, Ozone depletion potential, expressed in kg trichlorofluoromethane (CFC-11) equivalent. Ozone-depleting gases cause damage to stratospheric ozone or the "ozone layer". Chlorofluorocarbons (CFCs), halons and hydrochlorofluorocarbon (HCFCs) are the potent destroyer of ozone, which protects life on earth from harmful UV radiation. Damage to the ozone layer reduces its ability to prevent ultraviolet (UV) light entering the earth's atmosphere, increasing the amount of carcinogenic UVB light reaching the earth's surface. The CML impact calculation method takes into account all different forms of CFC, HCFC and halons related emissions.

Product Category rules (PCR) define the rules and requirements for EPDs of a certain product category. They are a key part of ISO 14025 as they enable transparency and comparability between EPDs

POCP, photochemical ozone creation potential, expressed in kg ethylene NMVOC equivalent. Photochemical ozone or ground level ozone is formed by the reaction of volatile organic compounds and nitrogen oxides in the presence of heat and sunlight. Ground-level ozone forms readily in the atmosphere, usually during hot summer weather. Photochemical oxidant formation is harmful to both humans and plants. The CML method takes into account certain emissions to air, for example, carbon monoxide (CO), ethyne (C₂H₂) and formaldehyde (CH₂O).

References

Additional technical information

www.kone.com

Contact your local KONE sales organization to learn more about the technical details of the products available in your region.

Additional information

All the impacts specified by EN 15804 have been studied for all the information modules.

Bibliography

ISO 14025:2010 Environmental labels and declarations – Type III environmental declarations Principles and procedures.

ISO 14040:2006 Environmental management. Life cycle assessment. Principles and frameworks.

ISO 14044:2006 Environmental management. Life cycle assessment. Requirements and guidelines.

EN 15804:2012+A2:2019 Sustainability in construction works – Environmental product declarations – Core rules for the product category of construction products.

International EPD system PCR 2019:14 Version 1.3.4 for Construction products.

International EPD system C-PCR-008 (TO PCR 2019:14) Version 202404-30 for Lifts (Elevators).

EN-ISO 25745-2 Energy performance of lifts, escalators and moving walks – Part 2: Energy calculation and classification for lifts (elevators).

Ecoinvent database v3.11. EF V3.1

Life Cycle Assessment report of KONE Monospace DX Performance as per EN 15804+A2:2019 and ISO 14025.

General Programme Instructions for the International EPD System Version 5.0.0

Version history

10.06.2025: Original version of the EPD



KONE provides innovative and eco-efficient solutions for elevators, escalators, automatic building doors and the systems that integrate them with today's intelligent buildings. We support our customers every step of the way: from design, manufacturing and installation to maintenance and modernization. KONE is a global leader in managing the smooth flow of people and goods throughout buildings. This makes us a reliable partner throughout the life cycle of buildings. We are fast, flexible, and we have a well-deserved reputation as a technology leader, with such innovations as KONE 24/7 Connected Services and KONE UltraRope®. KONE employs over 63,000 dedicated experts to serve you globally and locally.

KONE Corporation

Corporate offices

Keilasatama 3
P.O. Box 7
Espoo, 02150
Finland

Tel.: +358 (0)204 75 1
Fax: +358 (0)204 75 4496

Business Identity Code: 1927400-1

This publication is for general informational purposes only and we reserve the right at any time to alter the product design and specifications. No statement this publication contains shall be construed as a warranty or condition, express or implied, as to any product, its fitness for any particular purpose, merchantability, quality or representation of the terms of any purchase agreement. Minor differences between printed and actual colors may exist. KONE MonoSpace® DX, KONE EcoDisc® and People Flow® are registered trademarks of KONE Corporation. Copyright © 2025 KONE Corporation.

www.kone.com

**Dedicated to
People Flow™**