

ENVIRONMENTAL PRODUCT DECLARATION

In accordance with ISO 14025 and EN 15804+A2 

Zinco GmbH Green Roof System "Pitched Green Roof" with SlopeTec® ST 45



Owner of the declaration

Zinco GmbH
Lise-Meitner-Straße 2
72622 Nürtingen
Germany

Product

Green Roof System "Pitched Green Roof"
with SlopeTec® ST 45

Declared product / Functional unit

1 m²

This declaration is based on Product Category Rules

EN 15804:2012 + A2:2019,
NPCR Part A:2021 ,
IBU PCR Part B: Requirements on the EPD
for Green Roof Systems

Program operator:

EPD Global
Majorstuen P.O. Box 5250
N-0303 Oslo
Norway

Declaration number

NEPD-11179-11179-2

Registration number

NEPD-11179-11179-2

Issue date

17.03.2026

Valid to

16.03.2031

EPD Software

Emidat Platform v1.0.0

General Information

Product

Green Roof System "Pitched Green Roof" with SlopeTec® ST 45

Program Operator

EPD Global
Majorstuen P.O. Box 5250
N-0303 Oslo
Norway
Phone: +47 23 08 80 00
Email: post@epd-norge.no

Declaration Number

NEPD-11179-11179-2

This declaration is based on Product Category Rules

EN 15804:2012 + A2:2019,
NPCR Part A:2021 ,
IBU PCR Part B: Requirements on the EPD for Green Roof Systems

Statements

The owner of the declaration shall be liable for the underlying information and evidence. The Norwegian EPD Foundation shall not be liable with respect to manufacturer, life cycle assessment data and evidences.

Functional unit

1 m²

General information on verification of EPD from EPD tools

Independent verification of data, other environmental information and the declaration according to ISO 14025:2010, § 8.1.3 and § 8.1.4. Verification of each EPD is made according to EPD Global's guidelines for verification and approval requiring that tools are i) integrated into the company's environmental management system, ii) the procedures for use of the EPD tool are approved by EPD Global, and iii) the process is reviewed annually by an independent third party verifier. See Appendix G of EPD Global's General Programme Instructions for further information on EPD tools.

Verification of EPD tool

Charlotte Merlin, FORCE Technology
(no signature required)

Owner of the declaration

Zinco GmbH

Contact person

engineering@zinco-greenroof.com

Phone

070226003-0

Email

engineering@zinco-greenroof.com

Manufacturer

Zinco GmbH
Lise-Meitner-Straße 2
72622 Nürtingen, Germany

Place of production

Nürtingen, Germany

Management system

-

Organisation no

HRB 789793

Issue date

17.03.2026

Valid to

16.03.2031

Year of study

2023

Comparability

EPDs of construction products may not be comparable if they do not comply with EN 15804 and are not seen in a building context. EPD data may not be comparable if the datasets used are not developed in accordance with EN 15804 and if the background systems are not based on the same database (including primary and secondary data).

Development and verification of EPD

The declaration was created using the Emidat EPD tool v1.0, developed by Emidat GmbH. The EPD tool has been approved by EPD Global.

Developer of EPD: Heike Schäfer

Reviewer of company-specific input data and EPD: Petra Bigoh

Approved



Håkon Hauan, The Norwegian EPD Foundation

Product

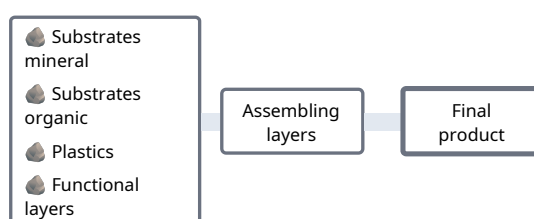
Product description

A green roof system refers to the various components and layers that together create a functional green roof with a vegetated area which is functionally integrated onto a roof. The considered greenroof system consists of the Protection Mat SSM 45, the water storage and irrigation element Slopetec ST45®, infilled and covered with growing medium 'Rockery Type Plants' 60 mm above the studs.

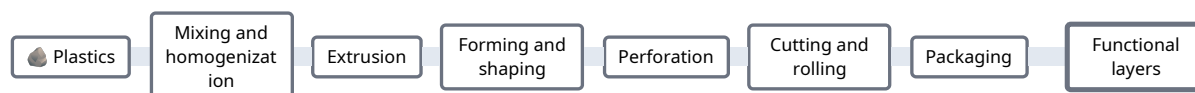
Application description

Low-maintenance green roof build-up for roofs with an inclination up to 20° with with a root resistant waterproofing.

Production process



Upstream production processes



Product specification

| Name of ingredient | Share of total weight | Country of origin |
|--------------------|-----------------------|-------------------|
| Functional layers | 0 - 2 % | Germany |
| Plastics | 2 - 10 % | Germany |
| Substrates mineral | 80 - 100 % | Germany |
| Substrates organic | 10 - 25 % | Germany |

Technical data

| | Unit | Value |
|----------------------------------------------------|---------------------|-------------|
| Water storage capacity | Vol.-% | 40 |
| System sound absorption | dB | 0 |
| System height | mm | 110 |
| System weight saturated | kg / m ² | 130 |
| System weight unsaturated (dry) | kg / m ² | 89 |
| Water retention capacity | l / m ² | 41 |
| pH value of the growing media (CaCl ₂) | - | 8 |
| Fire resistance class for growing media | - | A2 - s1, d0 |
| Salt content of the growing media | g / l | 2.5 |
| Runoff coefficient C | - | 0.5 |

Market

Global

Recipients

B2B

LCA: Calculation rules

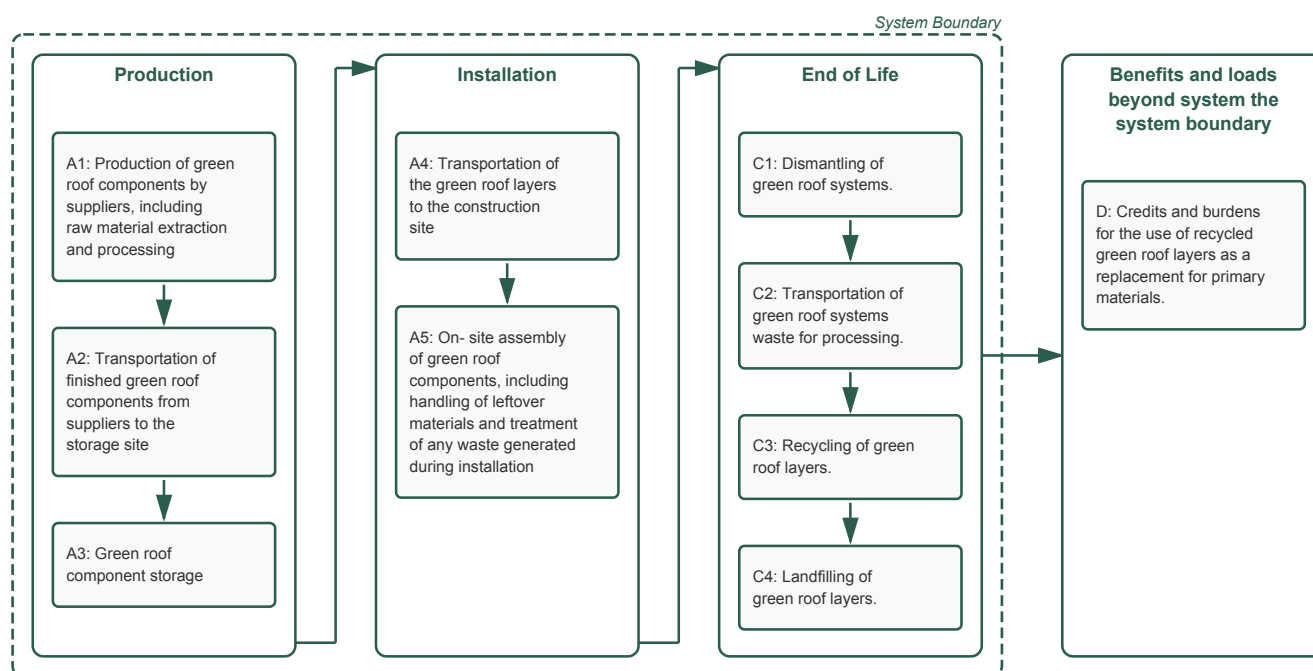
Functional unit

1 m²

Reference service life

Not defined

System boundary



Data quality

The foreground data are based on extensive and detailed data collection at the production site of the manufacturer, covering key processes such as raw material sourcing, formulation, and manufacturing. These foreground data are fully linked with corresponding datasets from the background database (ecoinvent 3.10) or with EN15804+A2-compliant EPDs, ensuring consistency, reliability, and maintaining alignment with the latest industry standards.

The overall data representativeness is rated as good with an overall score of 4.00/5, in accordance with EN 15804+A2 Annex E guidance on data quality assessment, considering geographical, technical, and temporal representativeness.

The following table discloses all processes or activities assessed with very poor or poor data representativeness according to EN 15804+A2, as well as those assessed as fair that contribute more than 30% to any core impact indicator in A1–A3:

| Element | Minimal Representativeness | Source | Year |
|--------------------|----------------------------|----------------|------|
| Plastics | Poor | ecoinvent 3.10 | 2023 |
| Substrates mineral | Poor | ecoinvent 3.10 | 2023 |
| Substrates organic | Poor | ecoinvent 3.10 | 2023 |

System boundaries (X=included, MND=module not declared)

| | Production | | | Installation | | Use stage | | | | | | | End-of-Life | | | | Next product system |
|------------------|---------------------|-----------|---------------|--------------|----------------------|-----------|-------------|--------|-------------|---------------|------------------------|-----------------------|-------------|-----------|------------------|----------|-----------------------------------------------|
| | Raw material supply | Transport | Manufacturing | Transport | Installation Process | Use | Maintenance | Repair | Replacement | Refurbishment | Operational Energy Use | Operational Water Use | Demolition | Transport | Waste Processing | Disposal | Benefits and loads beyond the system boundary |
| Module | A1 | A2 | A3 | A4 | A5 | B1 | B2 | B3 | B4 | B5 | B6 | B7 | C1 | C2 | C3 | C4 | D |
| Modules declared | x | x | x | x | x | MND | MND | MND | MND | MND | MND | MND | x | x | x | x | x |
| Geography | | | DE | Global | Global | MND | MND | MND | MND | MND | MND | MND | Global | Global | Global | Global | Global |

For the geographies modeled in A1 and A2, refer to *Product specification*.

Type of EPD: Cradle to gate with options, modules A4-5, C1-C4, and D

Stage of Material Production and Construction

Module A1: Production of green roof components by suppliers, including raw material extraction and processing

Module A2: Transportation of finished green roof components from suppliers to the storage site

Module A3: Green roof component storage

Module A4: Transportation of the green roof layers to the construction site

Module A5: On-site assembly of green roof components, including handling of leftover materials and treatment of any waste generated during installation

Disposal Stage

Module C1: Dismantling of green roof systems.

Module C2: Transportation of green roof systems waste for processing.

Module C3: Recycling of green roof layers.

Module C4: Landfilling of green roof layers.

Credits and burdens outside the system boundaries

Module D: Credits and burdens for the use of recycled green roof layers as a replacement for primary materials.

Cut-off criteria

No cut-offs were applied.

Allocation

Foreground inventory data (energy and fuels, ancillary materials, emissions and waste) was collected at the production-process level. Using the total output of the production process in 2023, these flows are allocated to the reference product based on area.

LCA: Scenarios and additional technical information

The following information describe the scenarios in the different modules of the EPD.

| Transport to the building site (A4) | Value | Unit |
|-------------------------------------|-------------------------------------------------|-----------|
| Transported mass | 89.00 | kg |
| Truck: Distance | 100.00 | km |
| Truck: Energy demand | 1.58 | MJ / t*km |
| Truck: Activity | transport, freight, lorry >32 metric ton, EURO6 | - |
| Truck: Capacity utilization | 53.30 | % |

| Installation into the building (A5) | Value | Unit |
|-------------------------------------|-------|------|
| Installation loss | 6.00 | % |
| Diesel consumption | 1.77 | l |

Substrate is transported on top of the roof with vacuum. The installation of a green roof system involves preparing the roof surface with protective and waterproofing layers, then adding components that enable drainage, support plant growth, and sustain vegetation.

| Demolition (C1) | Value | Unit |
|--------------------|-------|------|
| Diesel consumption | 1.77 | l |

Substrate layer is assumed to be vacuumed off the roof (Diesel consumption). All other system components are deconstructed manually (no loads).

| Transport to the waste facility (C2) | Value | Unit |
|--------------------------------------|-------------------------------------------------|-----------|
| Mass to landfill | 86.69 | kg |
| Mass to incineration | 2.31 | kg |
| Distance to incineration | 50.00 | km |
| Distance to landfill | 50.00 | km |
| Truck: Activity | transport, freight, lorry >32 metric ton, EURO6 | - |
| Truck: Capacity utilization | 53.30 | % |
| Truck: Distance | 50.00 | km |
| Truck: Energy demand | 1.58 | MJ / t*km |

| Waste processing (C3) | Value | Unit |
|---------------------------|-------|------|
| Material for incineration | 2.31 | kg |

| Disposal (C4) | Value | Unit |
|-----------------------|-------|------|
| Material for landfill | 86.69 | kg |

| Reuse, recovery and/or recycling potentials (D) | Value | Unit |
|-------------------------------------------------|-------|------|
| Substitution of electrical energy production | 8.89 | MJ |
| Substitution of thermal energy production | 17.35 | MJ |

Calculation of benefits and loads per EN 15804+A2.

LCA: Results

Core environmental impact indicators

| Indicator | Unit | A1-A3 | A4 | A5 | C1 | C2 | C3 | C4 | D |
|----------------|----------------------------------|----------|----------|----------|----------|----------|----------|----------|-----------|
| GWP-total | kg CO ₂ -eq. | 9.92e+00 | 9.25e-01 | 7.35e+00 | 6.43e+00 | 4.63e-01 | 5.58e+00 | 3.81e+00 | -2.87e+00 |
| GWP-fossil | kg CO ₂ -eq. | 9.91e+00 | 9.25e-01 | 7.17e+00 | 6.43e+00 | 4.62e-01 | 5.51e+00 | 9.88e-01 | -2.87e+00 |
| GWP-biogenic | kg CO ₂ -eq. | 7.10e-03 | 1.45e-05 | 1.75e-01 | 6.42e-04 | 7.24e-06 | 7.54e-02 | 2.82e+00 | -1.62e-04 |
| GWP-luluc | kg CO ₂ -eq. | 2.42e-03 | 3.87e-04 | 7.73e-04 | 5.59e-04 | 1.93e-04 | 3.57e-05 | 5.58e-04 | -1.55e-04 |
| ODP | kg CFC-11-Eq | 5.14e-06 | 1.49e-08 | 4.10e-07 | 9.84e-08 | 7.43e-09 | 2.03e-09 | 2.46e-08 | -6.18e-08 |
| AP | mol H+-Eq | 1.80e-02 | 2.36e-03 | 6.00e-02 | 5.80e-02 | 1.18e-03 | 1.26e-03 | 1.05e-02 | -3.42e-03 |
| EP-freshwater | kg P-Eq | 7.63e-04 | 7.49e-05 | 3.33e-04 | 1.87e-04 | 3.74e-05 | 1.73e-05 | 1.52e-03 | -4.82e-05 |
| EP-marine | kg N-Eq | 5.14e-03 | 5.98e-04 | 2.74e-02 | 2.69e-02 | 2.99e-04 | 7.14e-04 | 2.62e-03 | -8.97e-04 |
| EP-terrestrial | mol N-Eq | 5.24e-02 | 6.47e-03 | 3.00e-01 | 2.95e-01 | 3.24e-03 | 6.09e-03 | 2.82e-02 | -9.59e-03 |
| POCP | kg NMVOC-Eq | 2.62e-02 | 3.57e-03 | 9.04e-02 | 8.79e-02 | 1.78e-03 | 1.53e-03 | 9.92e-03 | -6.85e-03 |
| ADPE | kg Sb-Eq | 2.24e-05 | 2.67e-06 | 4.03e-06 | 2.31e-06 | 1.34e-06 | 3.95e-07 | 2.23e-06 | -2.15e-06 |
| ADPF | MJ, net calorific value | 1.02e+02 | 1.39e+01 | 9.28e+01 | 8.41e+01 | 6.96e+00 | 1.08e+00 | 2.16e+01 | -4.51e+01 |
| WDP | m ³ world Eq deprived | 1.58e+00 | 6.67e-02 | 3.14e-01 | 2.06e-01 | 3.33e-02 | 3.62e-01 | 1.08e-01 | -1.34e-01 |

GWP-total: Global Warming Potential - total, **GWP-fossil:** Global warming potential - fossil, **GWP-biogenic:** Global Warming Potential - biogenic, **GWP-luluc:** Global Warming Potential - luluc, **ODP:** Depletion potential of the stratospheric ozone layer, **AP:** Acidification potential, Accumulated Exceedance, **EP-freshwater:** Eutrophication potential - freshwater, **EP-marine:** Eutrophication potential - marine, **EP-terrestrial:** Eutrophication potential - terrestrial, **POCP:** Photochemical Ozone Creation Potential, **ADPE:** Abiotic depletion potential - non-fossil resources, **ADPF:** Abiotic depletion potential - fossil resources, **WDP:** Water (user) deprivation potential

Additional indicators

| Indicator | Unit | A1-A3 | A4 | A5 | C1 | C2 | C3 | C4 | D |
|-----------|-------------------|----------|----------|----------|----------|----------|----------|----------|-----------|
| PM | disease incidence | 8.11e-07 | 9.07e-08 | 1.72e-06 | 1.65e-06 | 4.54e-08 | 6.48e-09 | 1.59e-07 | -2.06e-08 |
| IRP | kBq U235-Eq | 1.96e-01 | 1.23e-02 | 5.17e-02 | 3.76e-02 | 6.13e-03 | 1.96e-03 | 1.92e-02 | -7.47e-03 |
| ETP-fw | CTUe | 3.23e+01 | 3.35e+00 | 1.56e+01 | 1.19e+01 | 1.67e+00 | 1.11e+01 | 2.27e+01 | -3.25e+00 |
| HTP-c | CTUh | 2.36e-08 | 4.76e-09 | 2.73e-08 | 2.51e-08 | 2.38e-09 | 1.26e-09 | 5.71e-09 | -3.84e-09 |
| HTP-nc | CTUh | 5.82e-08 | 9.14e-09 | 1.75e-08 | 1.14e-08 | 4.57e-09 | 1.65e-08 | 2.82e-08 | -4.78e-09 |
| SQP | dimensionless | 7.40e+01 | 1.40e+01 | 1.47e+01 | 5.89e+00 | 6.99e+00 | 3.02e-01 | 5.03e+01 | -8.18e-01 |

PM: Potential incidence of disease due to PM emissions, **IRP:** Potential Human exposure efficiency relative to U235, **ETP-fw:** Potential Comparative Toxic Unit for ecosystems, **HTP-c:** Potential Comparative Toxic Unit for humans - cancer effects, **HTP-nc:** Potential Comparative Toxic Unit for humans - non-cancer effects, **SQP:** Potential Soil quality index

IRP: This impact category deals mainly with the eventual impact of low dose ionizing radiation on human health of the nuclear fuel cycle. It does not consider effects due to possible nuclear accidents, occupational exposure nor due to radioactive waste disposal in underground facilities. Potential ionizing radiation from the soil, from radon and from some construction materials is also not measured by this indicator.

ETP-fw, HTP-c, HTP-nc and SQP: The results of these environmental impact indicators shall be used with care as the uncertainties on these results are high or as there is limited experienced with these indicators.

Use of resources

| Indicator | Unit | A1-A3 | A4 | A5 | C1 | C2 | C3 | C4 | D |
|-----------|----------------|----------|----------|-----------|----------|----------|-----------|-----------|-----------|
| PERE | MJ | 2.46e+00 | 1.82e-01 | 6.97e-01 | 5.15e-01 | 9.12e-02 | 4.28e-02 | 3.03e-01 | -1.05e-01 |
| PERM | MJ | 0.00e+00 | 0.00e+00 | 0.00e+00 | 0.00e+00 | 0.00e+00 | 0.00e+00 | 0.00e+00 | 0.00e+00 |
| PERT | MJ | 2.46e+00 | 1.82e-01 | 6.97e-01 | 5.15e-01 | 9.12e-02 | 4.28e-02 | 3.03e-01 | -1.05e-01 |
| PENRE | MJ | 6.78e+00 | 1.39e+01 | 8.71e+01 | 8.41e+01 | 6.96e+00 | 1.08e+00 | 2.16e+01 | -4.51e+01 |
| PENRM | MJ | 9.51e+01 | 0.00e+00 | 5.70e+00 | 0.00e+00 | 0.00e+00 | -2.47e+00 | 0.00e+00 | 0.00e+00 |
| PENRT | MJ | 1.02e+02 | 1.39e+01 | 9.28e+01 | 8.41e+01 | 6.96e+00 | -1.40e+00 | 2.16e+01 | -4.51e+01 |
| SM | kg | 2.00e+00 | 0.00e+00 | 1.20e-01 | 0.00e+00 | 0.00e+00 | 0.00e+00 | 0.00e+00 | 0.00e+00 |
| RSF | MJ | 0.00e+00 | 0.00e+00 | 0.00e+00 | 0.00e+00 | 0.00e+00 | 0.00e+00 | 0.00e+00 | 0.00e+00 |
| NRSF | MJ | 0.00e+00 | 0.00e+00 | 0.00e+00 | 0.00e+00 | 0.00e+00 | 0.00e+00 | 0.00e+00 | 0.00e+00 |
| FW | m ³ | 3.68e-02 | 2.05e-03 | -1.19e-02 | 5.46e-03 | 1.02e-03 | 6.21e-03 | -3.21e-01 | -3.30e-03 |

PERE: Primary energy resources - renewable: use as energy carrier , **PERM:** Primary energy resources - renewable: used as raw materials , **PERT:** Primary energy resources - renewable: total , **PENRE:** Primary energy resources - non-renewable: use as energy carrier , **PENRM:** Primary energy resources - non-renewable: used as raw materials , **PENRT:** Primary energy resources - non-renewable: total , **SM:** Use of secondary material , **RSF:** Renewable secondary fuels , **NRSF:** Non-renewable secondary fuels , **FW:** Net use of fresh water

Waste flows

| Indicator | Unit | A1-A3 | A4 | A5 | C1 | C2 | C3 | C4 | D |
|-----------|------|----------|----------|----------|----------|----------|----------|----------|----------|
| HWD | kg | 0.00e+00 | 0.00e+00 | 0.00e+00 | 0.00e+00 | 0.00e+00 | 0.00e+00 | 0.00e+00 | 0.00e+00 |
| NHWD | kg | 0.00e+00 | 0.00e+00 | 5.34e+00 | 0.00e+00 | 0.00e+00 | 2.31e+00 | 8.67e+01 | 0.00e+00 |
| RWD | kg | 0.00e+00 | 0.00e+00 | 0.00e+00 | 0.00e+00 | 0.00e+00 | 0.00e+00 | 0.00e+00 | 0.00e+00 |

HWD: Hazardous waste disposed , **NHWD:** Non hazardous waste disposed , **RWD:** Radioactive waste disposed

Output flows

| Indicator | Unit | A1-A3 | A4 | A5 | C1 | C2 | C3 | C4 | D |
|-----------|------|----------|----------|----------|----------|----------|----------|----------|----------|
| CRU | kg | 0.00e+00 | 0.00e+00 | 0.00e+00 | 0.00e+00 | 0.00e+00 | 0.00e+00 | 0.00e+00 | 0.00e+00 |
| MFR | kg | 0.00e+00 | 0.00e+00 | 0.00e+00 | 0.00e+00 | 0.00e+00 | 0.00e+00 | 0.00e+00 | 0.00e+00 |
| MER | kg | 0.00e+00 | 0.00e+00 | 0.00e+00 | 0.00e+00 | 0.00e+00 | 0.00e+00 | 0.00e+00 | 0.00e+00 |
| EEE | MJ | 0.00e+00 | 0.00e+00 | 0.00e+00 | 0.00e+00 | 0.00e+00 | 9.09e+00 | 0.00e+00 | 0.00e+00 |
| EET | MJ | 0.00e+00 | 0.00e+00 | 0.00e+00 | 0.00e+00 | 0.00e+00 | 1.77e+01 | 0.00e+00 | 0.00e+00 |

CRU: Components for re-use , **MFR:** Materials for recycling , **MER:** Materials for energy recovery , **EEE:** Exported electrical energy , **EET:** Exported thermal energy

| Name | Value | Unit |
|---------------------------------------------------|----------|------|
| Biogenic carbon content in product | 7.91e-01 | kg C |
| Biogenic carbon content in accompanying packaging | 0.00e+00 | kg C |

Additional requirements

Greenhouse gas emissions from the use of electricity in the manufacturing phase

None.

Electricity consumption in upstream production processes:

| Electricity | Emission Factor [kg CO ₂ e/kWh] |
|---------------------------------------------------------|-----------------------------------------------|
| ecoinvent: electricity, high voltage, residual mix (DE) | 0.84 |

Dangerous substances

The product contains no hazardous substances given by the REACH Candidate List or the Norwegian Priority List.

Additional environmental information







Additional environmental impact indicators required in NPCR Part A for construction products

| Indicator | Unit | A1-A3 | A4 | A5 | C1 | C2 | C3 | C4 | D |
|-----------|-------------------------|----------|----------|----------|----------|----------|----------|----------|-----------|
| GWP-IOBC | kg CO ₂ -eq. | 9.92e+00 | 9.25e-01 | 7.17e+00 | 6.43e+00 | 4.63e-01 | 5.51e+00 | 9.95e-01 | -2.87e+00 |

GWP-IOBC: Global Warming Potential - Instantaneous oxidation of biogenic carbon

Bibliography

| | |
|-------------------------------------------------------------------|----------------------------------------------------------------------------------------------------------------------------------------------------------------------------------------------------------------------------------------------------------------------------|
| CEN/TR 15941:2010 | Sustainability of construction works - Environmental product declarations - Methodology for selection and use of generic data |
| EN 15804:2012+A2:2019 | Sustainability of construction works - Environmental product declarations - Core rules for the product category of construction products |
| EN 15942:2022-04 | Sustainability of construction works - Environmental product declarations - Communication format business-to-business |
| ISO 14025:2011-10 | Environmental labels and declarations - Type III environmental declarations - Principles and procedures |
| ISO 14040:2021-02 | Environmental management - Life cycle assessment - Principles and framework |
| ISO 14044:2021-02 | Environmental management - Life cycle assessment - Requirements and guidelines |
| EF 3.1 | Environmental Footprint (EF) Life Cycle Impact Assessment method - Characterisation Factors version 3.1, European Commission, Joint Research Centre (JRC) |
| ecoinvent 3.10 | ecoinvent, Zurich, Switzerland, database version 3.10 |
| NPCR Part A:2021 | Construction products and services, Version 2.0. Issue date: 24.03.2021; validity extended to 24.03.2026. |
| IBU | Part B: Requirements on the EPD for Green roof systems, 2024, Version 7. Issue date: 01.08.2024. |
| RICS, 2023 | RICS Whole Life Carbon Assessment for the Built Environment |
| Bundesministerium für Wohnen, Stadtentwicklung und Bauwesen, 2017 | Nutzungsdauern von Bauteilen für Lebenszyklusanalysen nach Bewertungssystem Nachhaltiges Bauen (BNB); URL: https://www.nachhaltigesbauen.de/austausch/nutzungsdauern-von-bauteilen/ |

| | | | |
|-------------------------------------------------------------------------------------------------------------|-----------------------------------------------------------------|-------|----------------------------------------------------------------|
|  Powered by EPD-Norway | Program Operator | Phone | +47 23 08 80 00 |
| | EPD Global P.O. Box 5250 Majorstuen, N-0303 Oslo Norway | Email | post@epd-norge.no |
|  Powered by EPD-Norway | Publisher | Web | www.epd-global.no |
| | EPD Global P.O. Box 5250 Majorstuen, N-0303 Oslo Norway | Phone | +47 23 08 80 00 |
|  | Owner of the declaration | Email | post@epd-norge.no |
| | Zinco GmbH Lise-Meitner-Straße 2, 72622 Nürtingen Germany | Web | www.epd-global.no |
|  | Author of the life cycle assessment | Phone | 070226003-0 |
| | Zinco GmbH Lise-Meitner-Straße 2, 72622 Nürtingen Germany | Email | engineering@zinco-greenroof.com |
|  | ECO Platform ECO Portal | Web | www.eco-platform.org |
| | | Web | ECO Portal |
|  | Developer of EPD generator | Phone | +49 176 56 96 77 91 |
| | Emidat GmbH Sandstraße 33, 80335 München Germany | Email | epd@emidat.com |
| | | Web | www.emidat.com |